



# District Level Household Survey-III

State Institute of Health & Family Welfare  
Jaipur



## DLHS - 3

- One of largest ever demographic & Health surveys
- Carried out with a sample size of about 7 lack household covering all the districts of the country.
- Initiated in 1997
- Provide district level estimates on health indicators to assist policy makers
- Program admistrators in decentralized planning, monitoring and evaluation.



- DLHS-3 (2007-08)
- DLHS-2 (2002-04)
- DLHS-1 (1998-99)
- Nodal Agency- IIPS Mumbai
- DLHS-3 provides-
  - Information related to the programs of NRHM
  - Multi stage stratified PPS sample design



- DLHS III survey preliminary results for 15 states (AP, BIH, CHT, GOA, JRK, KAR, KER, MP, ORS, PON, RAJ, SIK, TN, UP, WB)
- information covered-
  - Marriage
    - Fertility / infertility
    - Maternal Health
    - Child Health
    - Family Planning
    - General (VHSC, ANMs living at SC quarters)



# Marriage - main findings

- Mean Age at Marriage boys(20.7),girls(17.7)
- Girls marrying before reaching 18 years of age
  - DLHS2- 50.8%
  - DLHS3- 41%
- Mean age at marriage for both has increased between the two rounds of DLHS.
- The difference in mean age of marriage (both) between states reporting lowest and highest was in the range of 8 years

# Mean age at Marriage



- Rajasthan -mean age at marriage for boys and girls is lower than the legal age at marriage
- Bihar -female mean age at marriage is lower than legal age
  - reported the lowest (17.6 years)
  - highest in Goa (25.1 years)
- In case of males
  - Goa highest (29.6 yrs)
  - Rajasthan (20.7 yrs) lowest

# Fertility



- Births to women during age 15-19 out of total births(4.7)
- Women with two children wanting no more(56.0)
- Mean children ever born to women aged 40-44 years(4.4)
- Infertility among women 15-44 years

# Fertility/infertility-main points



- Out of total births, many states (AP, Bihar, Jharkhand, Chhattisgarh, Karnataka, UP, WB) have higher % of births to women aged 15-19 years
- Large no. of women (44% or higher) do not want any child after two children
- Mean number of children ever born to women aged 40-44 declined in most states.
- Infertility as high as 14% in some states (Goa, Karnataka, WB)



# Maternal Health

- Any antenatal care
- Complete antenatal care package of services
- Institutional births
- Mothers who received JSY financial assistance



# Antenatal Care Services

- Proportion of women availing any ANC and complete package of ANC services has increased
- The difference between availing any ANC and complete package was substantial in high-focus states
- Follow-up ANC care services for ensuring complete coverage are required in all states

# Institutional Deliveries



- Increased in most of the states in the country
- High-focus states have shown tremendous growth in ID barring Sikkim, Jharkhand and Chhattisgarh
- Maximum increases in ID have been witnessed in states of Orissa, Bihar, Rajasthan and MP
- In Bihar, Chhattisgarh, Goa, Jharkhand, UP, the JSY assistance is received by a lower percentage of women
- In Rajasthan ID increased 15.2% compare with DLHS2



# Child Health

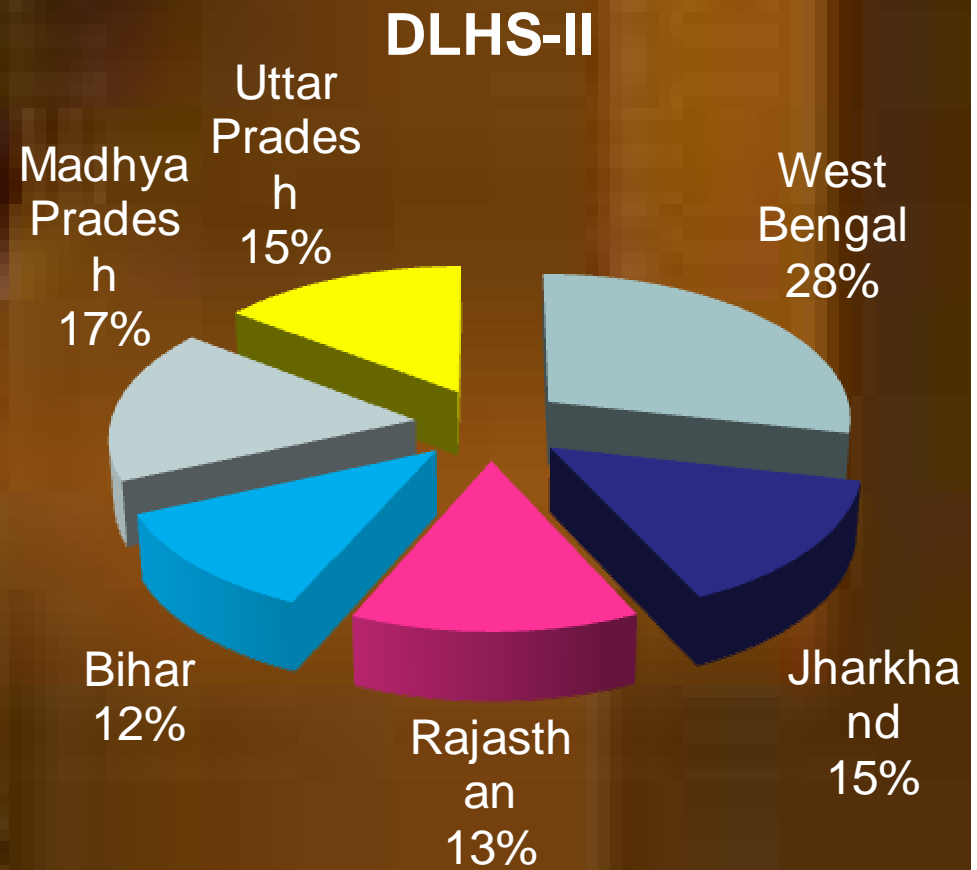
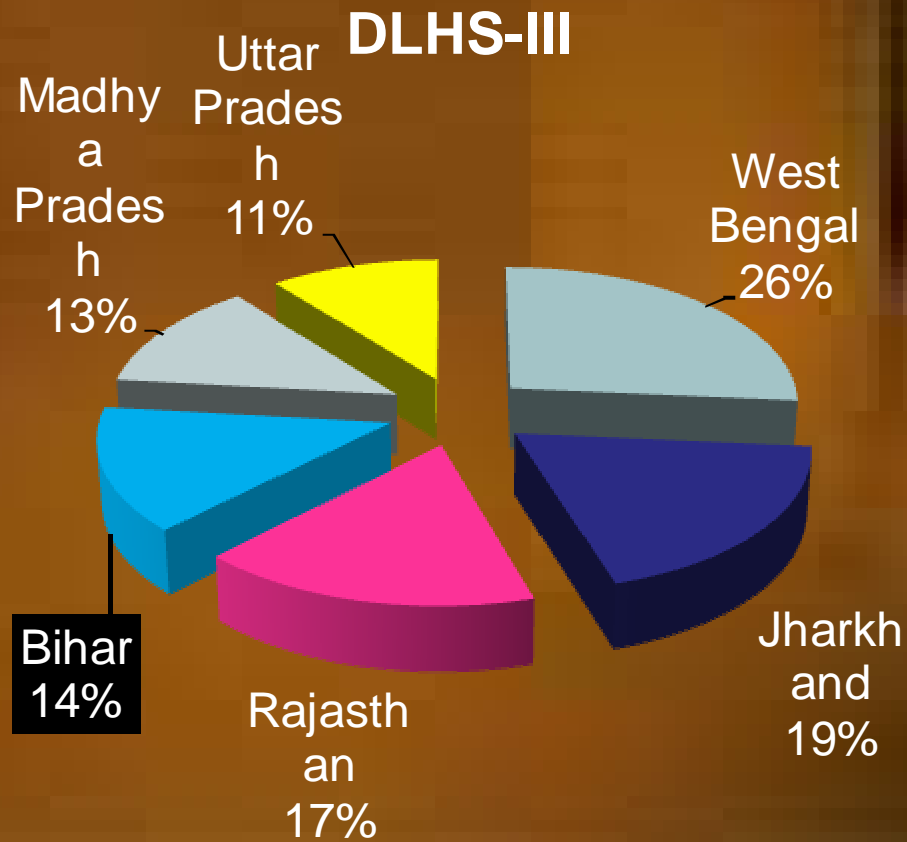
- Coverage in Child Immunization
- Other Child Health Indicators



# Coverage in Child Immunization

- Full immunization coverage has improved across the states in the country
  - DLHS2-23.9%
  - DLHS3-48.8%
- Jharkhand, Rajasthan and Bihar have shown very positive results while MP, UP and Chhattisgarh have lagged behind
- Proportion of children who received no vaccination has declined
  - DLHS2-29.6%
  - DLHS3-14.3%

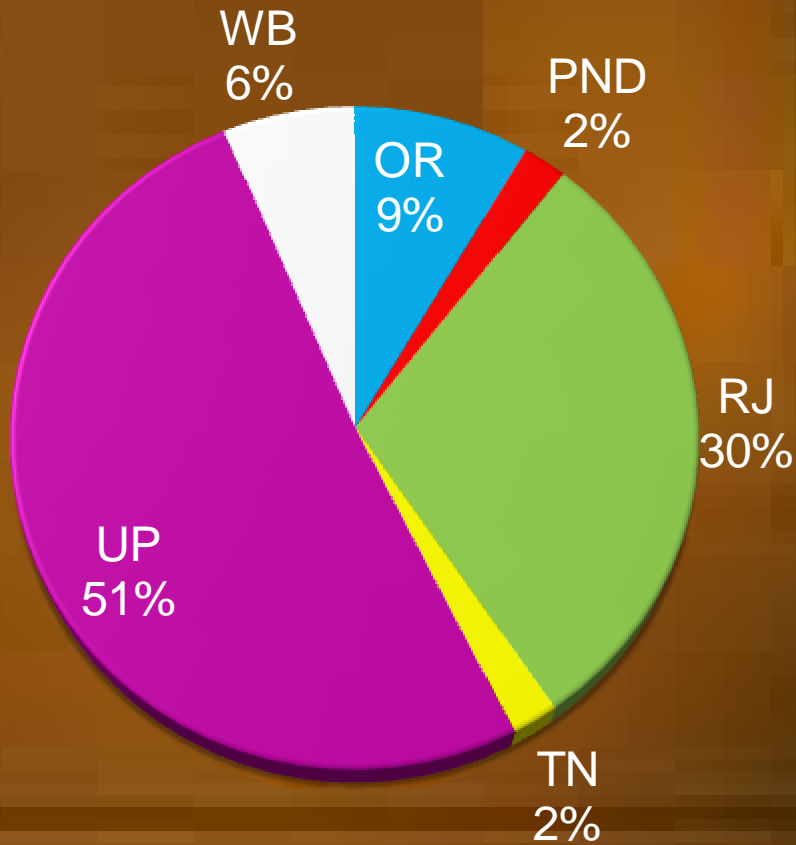
# Coverage in Child Immunization



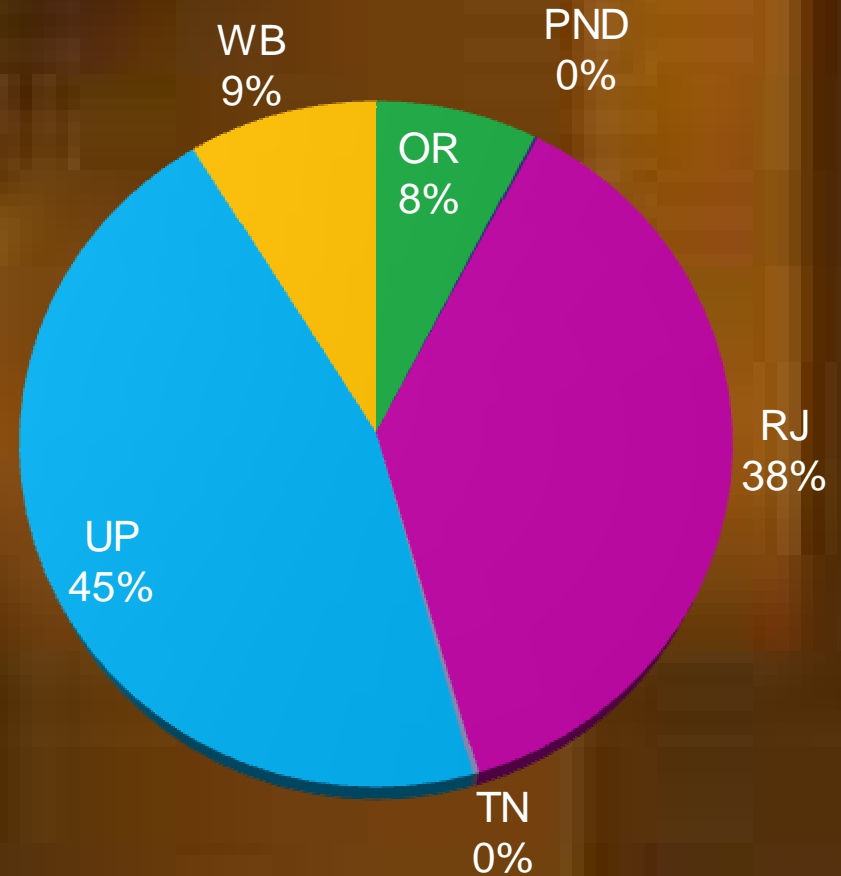
# Children Received No Vaccination at All



### DLHS-3

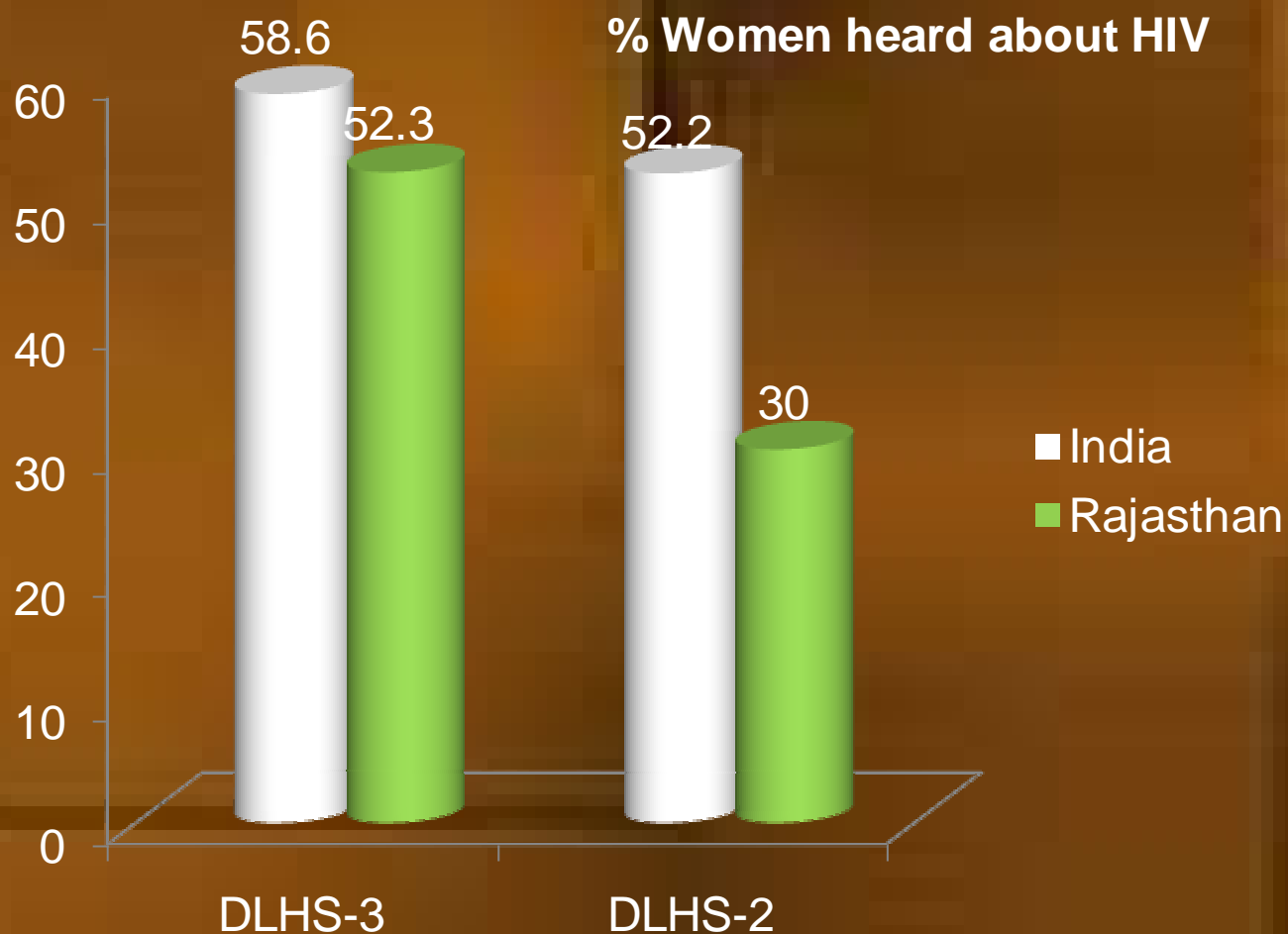


### DLHS-2





# Awareness about HIV /AIDS



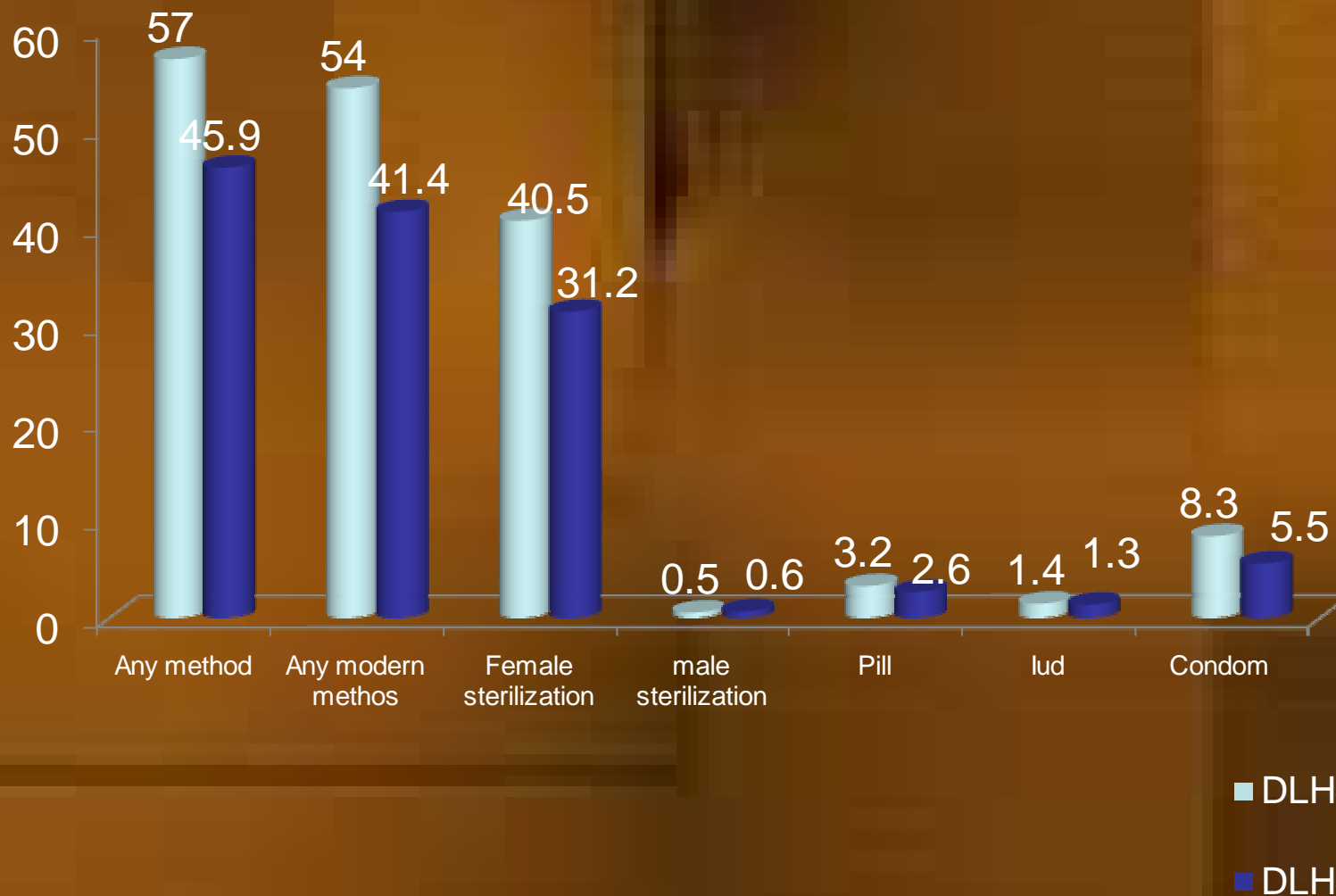


# Family Planning

- Modern CPR
- Method-wise CPR
- Unmet Need for Family Planning
  - Limiting Need
  - Spacing Need



# Current use of family planning method



# Unmet Need for Family Planning



- The unmet need for family planning varies considerably across the states and is particularly high in high focus states
  - Ranges from a minimum of 8.7% in AP to 37% in Bihar
  - One in four to three women in high-focus states had unmet need for family planning
  - Limiting and spacing needs were the highest in Bihar, UP and Jharkhand

# CPR and Unmet Need for Family Planning



- States with low CPR have higher levels of unmet need and the converse is true.
- Unmet need higher than CPR in states of UP, Bihar and Jharkhand
- CPR has been marginal in most of the states barring Rajasthan
- States such as-  
UP, Jharkhand, MP, Bihar, Chhattisgarh, Karnataka, TN, Kerala and Pondicherry have depicted decline in spacing method use.



# Program Implication

- Maternal health indicators have progressed reasonably well.
- ANC and institutional deliveries have increased.
- Immunization coverage improved substantially.
- Community perceptions related to behavioral practices on initiation and exclusive breastfeeding
- use of ORS and timely treatment for ARI needs reinforcement in the form of IPC and BCC.



- High-focus states have high unmet need for both limiting and spacing methods
- Unmet need has to be addressed systematically through appropriate service provisions, sterilization camps, IPC and BCC strategies
- Infertility treatment services also required
- VHSC formation needs to be geared up



# Thank You

For more details log on to  
[www. sihfwrajasthan.com](http://www.sihfwrajasthan.com)

or

contact : Director-SIHFW

on

[sihfwraj@yahoo.co.in](mailto:sihfwraj@yahoo.co.in)