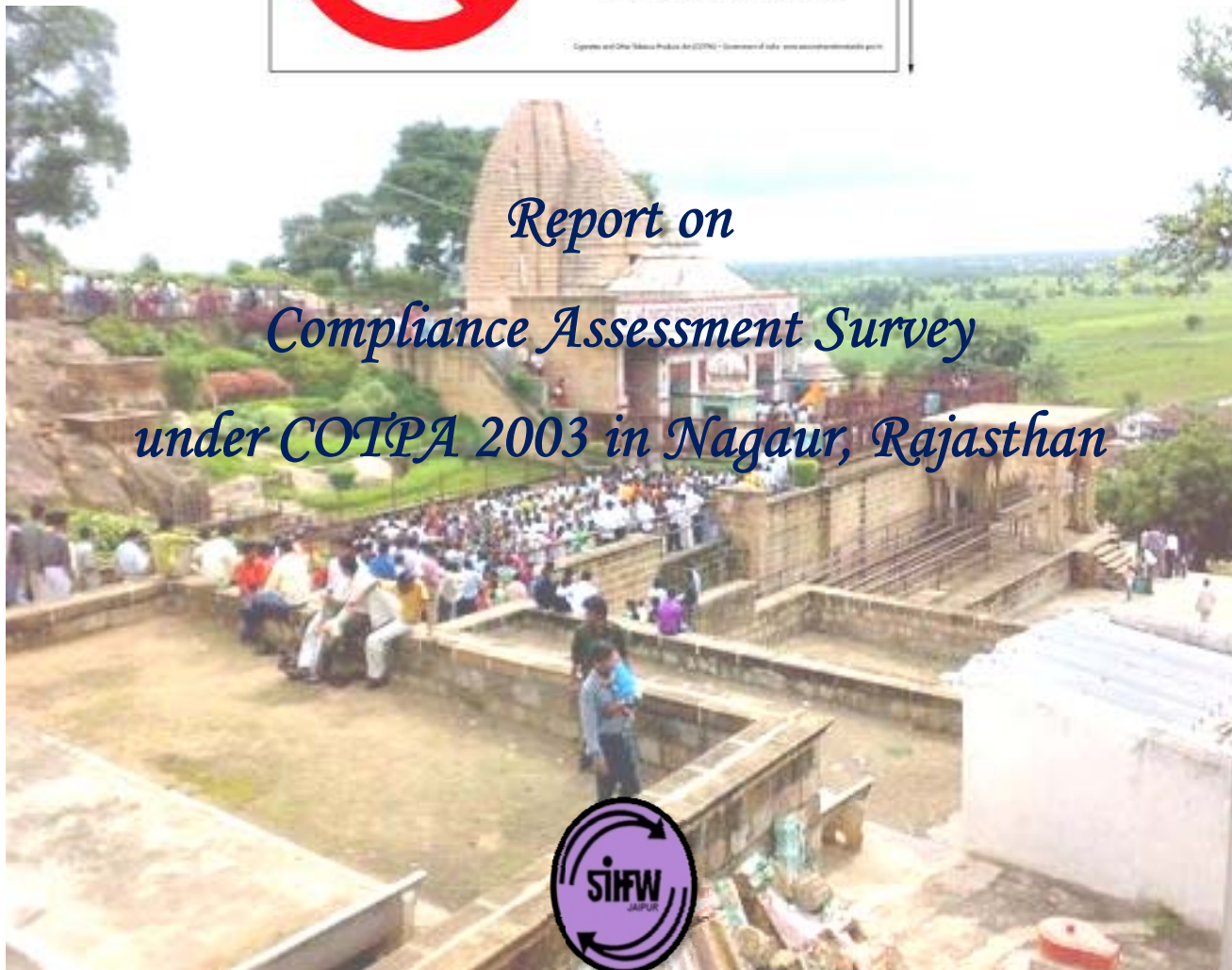




*Report on
Compliance Assessment Survey
under COTPA 2003 in Nagaur, Rajasthan*



*State Institute of Health and Family Welfare
Jalana Institutional Area, South of Doordarshan Kendra Jaipur
302004*

Preface

India has been very conscious of the harmful effects of tobacco use, disease burden and related social and economic costs of health care. Over the period, various administrative measures were taken to prohibit tobacco smoking in public places and regulate the sale of tobacco products and their advertisements. A serious need was felt for framing a comprehensive national legislation on tobacco control, which would ensure uniform and effective enforcement of measures to achieve desired results. After detailed deliberations, the Government of India enacted The Cigarettes and Other Tobacco Products (Prohibition of Advertisement and Regulation of Trade and Commerce, Production, Supply and Distribution) Act, 2003 in May 2003 with a view to protect public health by prohibiting smoking in public places, banning advertisements of the tobacco products, banning sale of tobacco products to minors and near educational institutions, prescribing strong health warnings including pictorial depiction on tobacco products and regulation of tar and nicotine contents of tobacco products. So, if any person found smoking in public places is liable to pay a fine.

The ban on smoking at public places came into effect from May 1, 2004 and subsequently from October 2, 2008 and is applicable all over India. Since then a number of cities in India have gone smoke free. **In Rajasthan, Jhunjhunu was declared as the first smoke-free district on 'World No Tobacco Day' in 2012.**

Nagaur district has been analysed on the various parameters of COTPA and this report presents a portrait of the district that will help the Government of Rajasthan to frame a corrective strategy so that it can achieve the target of making Nagaur as a smoke free district.

Contents

S. No	Particulars	Page No
1.	Executive Summary	8
2.	Introduction - Chapter -1	12
3.	Research Methodology - Chapter - 2	16
4.	Result and Analysis of Section -4 - Chapter - 3	19
5.	Result and Analysis of Section-5 Section 6(a),7,8,9 - Chapter - 4	28
6.	Conclusion – Chapter - 5	40
7.	Annexure	42

List of Tables

Table-1.1	Prevalence of Tobacco Use in Rajasthan (Source: GATS 2009:10)
Table-1.2	Population Statistics of District Nagaur
Table- 2.1	Sampling Framework
Table- 2.2	Section wise and total sample size in Nagaur district
Table- 3.1	Number of public places visited
Table - 3.2	City & Block-wise compliance of Section 4 –Display of signage as per COTPA in Nagaur
Table - 3.3	City & Block wise compliance of smoking and smoking aids in Nagaur
Table- 3.4	Public Places wise presence of signage in Nagaur city
Table 3.5	Public Places wise presence of smoking and smoking aids in Nagaur city
Table -3.6	Public Places wise presence of signage in Jayal Block
Table 3.7	Public Places wise presence of smoking and smoking aids in Jayal Block
Table -3.8	Public Places wise presence of signage in Makrana Block
Table 3.9	Public Places wise presence of smoking and smoking aids in Makrana Block
Table -3.10	Public Places wise presence of signage in Merta city Block
Table 3.11	Public Places wise presence of smoking and smoking aids in Merta city Block
Table- 3.12	Public Places wise presence of signage in Nagaur Rural
Table- 3.13	Public Places wise presence of smoking and smoking aids in Nagaur Rural
Table- 4.1	Compliance of Section 5 of COTPA
Table- 4.2	Type of Advertisement used
Table- 4.3	Advertisement board
Table- 4.4	Display of Health Warnings on advertisement board
Table- 4.5	Display of signage's at PoS
Table- 4.6	Sale of Tobacco products to Minors at PoS
Table- 4.7	Type of Kiosk/Shop found Selling Tobacco Products within 100 yards of Educational Institute
Table 4.8	Number of brands assessed at PoS
Table- 4.9	Health warnings on the packs in Nagaur city
Table- 4.10	Health warnings on the packs in Jayal block
Table- 4.11	Health warnings on the packs in Makrana block
Table- 4.12	Health warnings on the packs in Merta city Block
Table- 4.13	Health warnings on the packs in Nagaur rural block

Acknowledgements

The study on Compliance Assessment Survey in Nagaur district of Rajasthan was conducted by the State Institute of Health and Family Welfare, Rajasthan with support of Population Services International, Jaipur, India.

We are thankful to the members of Ethical Committee for approving the study and giving us an opportunity to carry it out.

We are grateful to all Investigators & field supervisors who spared their time in data collection from the field in peak summers.

We also acknowledge the contribution of data entry operators and statistician who gave us the data in presentable form.

We extend our thanks to all those who have made their direct and indirect contribution in the successful completion of the study.

Director

About PSI

Population Services International, a registered Indian society began its operations in India in 1988. PSI's mission is to empower the people of India to lead healthy lives by addressing priority public health challenges in India using social marketing, social franchising and behaviour change communication techniques. PSI focuses on improving consumer access to health products, services and information in 22 states and union territories. PSI focuses on strategic partnerships and fostering of private sector partnerships to address a wide range of public health issues including Reproductive Health, Maternal and Child Survival, Tuberculosis, Water, Sanitation, Hygiene, HIV/AIDS and Non Communicable Diseases such as Tobacco and Diabetes. PSI is also involved in the prevention of lifestyle diseases, through its work in tobacco control. Since 1988, PSI has been part of the Ministry of Health and Family Welfare's Contraceptive Social Marketing program (CSM). PSI's mission is to empower the people of India to lead healthy lives by addressing priority public health challenges in India using social marketing, social franchising and behavior change communication techniques.

About SIHFW

SIHFW, Rajasthan, Jaipur is an apex level autonomous training and research organization of Department of Medical, Health and Family Welfare, founded in 1995 as a registered society by the Government of Rajasthan (Reg. No.25/Jaipur/1995-96). It is the only ISO 9001:2008 certified training institution in health sector and is self financed (partially supported by NRHM).

The mission of the institute is to bring improvement in Health care through HRD, Health Research, Consultancy, and net working aiming at enhancement in the Quality of life.

SIHFW has adopted the dual strategy to work for the Mission.

1. To develop human resources for health (HRH) through training.
2. Organization development (OD) through operations research.

Being premier health training institute, SIHFW is regularly conducting trainings for medical, para-medical and development professionals of the state, apart from trainings the other functions of SIHFW includes

- Research
- Monitoring
- Consultancy
- Documentation

Executive Summary

Tobacco use is a major public health problem in India. The COTPA was developed to curb this epidemic. Intensification of ongoing tobacco control efforts in Nagaur with special focus on the effective implementation and compliance of, Section 4-7 of COTPA through development and demonstration of effective and sustainable enforcement mechanisms has been reflected in the results of this study.

Building tobacco control capacity of Civil Society Organizations (CSO), policy makers, government officials, Panchayati Raj Institution (PRI) members, Accredited Social Health Activists (ASHA) under the National Rural Health Mission (NRHM), Non-Government Organizations (NGO) and key stakeholders involved in tobacco control activities would be critical for better implementation of law at the grassroots. This would not only strengthen compliance with COTPA provisions at village, panchayat and block level but also encourage reporting of violation.

SIHFW Jaipur conducted a compliance assessment study in the Nagaur district of Rajasthan. The objective of the study was to - **assess the level of compliance** of sections 4, 5, 6 (a), 6 (b) and 7,8,9 of COTPA Act with respect to Public places, Educational Institutes, Point of Sale and Warning on Packaging. It was an observational study. Around 366 public places, 353 educational institutions and 341 Point of Sale were observed in Nagaur city and blocks (Jayal, Makrana, Merta city and Nagaur rural)

Study findings

The criteria for evaluation (the core indicators) and decision criteria for a district to qualify for the 'Smoke free' status included six parameters. The Nagaur city and Jayal block have above 80% compliance. The color coding in the following table depicts the result.

Compliance achieved Above 80 %	Need improvement- 61-79 %	Need strict action Below 60 %
-----------------------------------	------------------------------	----------------------------------

		Public places-366					
	Indicators	Nagaur city N=152	Nagaur block				
			Jayal N=54	Makrana N=53	Merta N=54	Nagaur Rural N=53	Total= 366
Sec 4	Availability of 'No Smoking' signage	138 (91%)	49 (91%)	30 (57%)	28 (53%)	41 (76%)	286 (78%)
	'No Smoking' Signage displayed as per COTPA	138 (100%)	49 (100%)	30 (100%)	28 (100%)	41 (100%)	286 (100%)

From total 366 places visited, 78% places displayed the NO smoking signage and out of total 286 places, all follow the COTPA compliance.

		Public places-366					
	Indicators	Nagaur city N=152	Nagaur block				
			Jayal N=54	Makrana N=53	Merta N=54	Nagaur Rural N=53	Total= 366
Sec 4	No active Smoking noticed	144 (95%)	49 (91%)	37 (70%)	36 (68%)	44 (81%)	310 (85%)
	Cigarettes or Beedi stubs or ash not found	148 (97%)	49 (91%)	36 (68%)	36 (68%)	43 (80%)	312 (85%)
	No Evidence of smell /ashes of recent smoking	137 (90%)	50 (93%)	39 (74%)	38 (72%)	43 (80%)	307 (84%)
	Smoking aids (ashtray, matchboxes, and lighters) not visible	137 (90%)	50 (93%)	45 (85%)	38 (72%)	47 (87%)	317 (87%)

From the above table it was observed that Nagaur city and Jayal block follows compliance of Section 4

Compliance achieved Above 80 %	Need improvement- 61-79 %	Need strict action Below 60 %
-----------------------------------	------------------------------	----------------------------------

Sec 6 (a)	Indicators	Nagaur city N=129	Nagaur block				
			Jayal N=53	Makrana N=53	Merta N=53	Nagaur Rural N=53	Total N= 341
	Display of signage	117 (91%)	42 (79%)	20 (38%)	15 (28%)	45 (84%)	239 (70%)
	Display of signage as per COTPA	117 (100%)	42 (100%)	20 (100%)	15 (100%)	45 (100%)	239 (100%)

From the 129 PoS visited in Nagaur city 91% (117) displayed of Section 6 a signages and all the displayed signage's follow the COTPA compliance. and in Nagaur rural out of 53 PoS visited 84% (45) displayed the COTPA compliance.

Sec 6 (a)		Point of Sale, N= 341					
	Indicators	Nagaur city N=129	Nagaur block				
			Jayal N=53	Makrana N=53	Merta N=53	Nagaur Rural N=53	Total N= 341
	Products are not sold to minors	120 (93 %)	48 (91%)	40 (75%)	35 (66%)	48 (91%)	291 (85%)
	Products are not sold by minors	123 (95 %)	44 (83%)	44 (83%)	40 (75%)	48 (91%)	299 (88%)

In Nagaur City the compliance of Section 6 (a), is above 90%. But in the blocks, except Jayal, the authority should take strict action in order to make Point of Sale adhere the Section 6 compliances.

Compliance achieved Above 80 %	Need improvement- 61-79 %	Need strict action Below 60 %
-----------------------------------	------------------------------	----------------------------------

Education Institutions, N=353							
Sec 6 (b)	Indicators	Nagaur city N=100	Nagaur Block				
			Jayal N=73	Makrana N=60	Merta N=60	Nagaur Rural N=60	Total, N=353
	Signage as per Section 6 (b) of COTPA is displayed	93 (93%)	67 (92%)	30 (50%)	25 (41%)	53 (88%)	268 (76%)
	No Sale of Tobacco Products inside the Campus	100 (100%)	70 (92%)	50 (83%)	50 (83%)	60 (100%)	330 (93%)
	No Sale of tobacco products within 100 yards of radial distance from the institute's main gate or boundary	95 (95%)	66 (91%)	45 (75%)	38 (63%)	53 (88%)	297 (84%)

The compliance of Section 6 (b) is above 90% in Nagaur city and Jayal block while in Makrana and Merta block display of Section 6 b signage below 50%.

PoS- 341							
		Nagaur city N=129	Nagaur Block				Total PoS= 341
			Jayal N=53	Makrana N=53	Merta N=53	Nagaur Rural N=53	
Sec -5 (POS)	Number of PoS not advertising tobacco product	127 (98%)	47 (90%)	38 (72%)	35 (66%)	40 (75%)	287 (84%)

Total 84 % (287) PoS have not displayed the tobacco advertisement in Nagaur district which is positive sign of COTPA compliance.

Chapter -1 Introduction

1.1. Background :

Tobacco use is the single most preventable cause of death in the world. Tobacco use kills over 10 lakh Indians every year but about 5500 youth take up tobacco consumption every day. Tobacco consumption imposes high health-care and productivity costs across India. In 2004, direct healthcare costs attributable to tobacco reached 1.2 billion USD, 4.7 % of India's total national healthcare expenditure. In the same year, approximately 411 million USD was lost in income due to tobacco-related work absenteeism. (Tobacco Burden Facts-Feb. 4, 2004)

Smoking bans (or smoke-free laws) are public policies, including criminal laws and occupational safety and health regulations, which prohibit tobacco smoking in workplaces and other public spaces. Legislation may also define smoking as more generally being the carrying or possessing of any lit tobacco product. The rationale for smoking bans posits that smoking is optional, whereas breathing is not. Therefore, proponents say, smoking bans exist to protect breathing people from the effects of second-hand smoke, which include an increased risk of heart disease, cancer, emphysema, and other diseases.



In the interest of public health, The Ministry of Health & Family Welfare issued a detailed notification dated 30th May, 2008 making rules under the Cigarettes and other Tobacco products (prohibition of Advertisement and Regulation of Trade and Commerce, production, supply and Distribution) Act, 2003 for the prohibition of smoking cigarettes and other tobacco products.

Table-1.1- Prevalence of Tobacco Use in Rajasthan (Source: GATS 2009:10)

Tobacco Users	Overall (%)	Male (%)	Female (%)
Tobacco Users (Smokers & Users of Smokeless Tobacco)	32.3	50.50	12.9
Tobacco Smokers	18.8	31.5	5.3
Smokeless Tobacco Users	18.9	28.7	8.5

Cigarette and Other Tobacco Product Act, 2003 & Prohibition of Smoking in Public Places Rules, 2008

On October 2, 2008, the Indian Government expanded the prohibition on smoking in public places and workplaces to protect individuals from the hazards of second-hand tobacco smoke. Salient features of the rule:

- Restrictions with regard to smoking apply clearly to hotels, restaurants, refreshments rooms, public places etc which would also include workplaces among other places as defined in each category. Section 4 of the act envisage separately ventilated smoking room termed as “Smoking Area”
- The rules provide that the owner, proprietor or the manager of all the public places shall ensure that no person smokes in the prohibited area under his jurisdiction. It also calls for sign board to be displayed at the entrance of the premises on each floor including the staircase and the lift.
- Detailed provisions have been incorporated for strict implementation of the prohibitory orders.
- The manager of the establishment is liable to be fined for any violation by any person of the above prohibition.
- The head of the institution/HR manager/Head of administration has to be designated/authorised to prohibit smoking at offices and workplaces.
- Ashtray, match boxes, lighters or other things designed to facilitate smoking should not be provided at the workplace.
- It will be necessary for the managers to display in the establishment prominently, the name of the person to whom complaints can be made in case of violation of the provision of these rules.

1.2. Profile of Nagaur District

Nagaur District is situated between 260.25” & 270.40” North Latitude & 730.10” & 750.15” East Longitude. It is situated amidst seven districts namely Bikaner, Churu, Sikar, Jaipur, Ajmer, Pali and Jodhpur. Nagaur is the fifth largest district in Rajasthan with a vast terrain spreading over 17,718 sq. K.M. Its geographical spread is a good combine of plain, hills, sand mounds & as such it is a part of the great Indian Thar Desert.

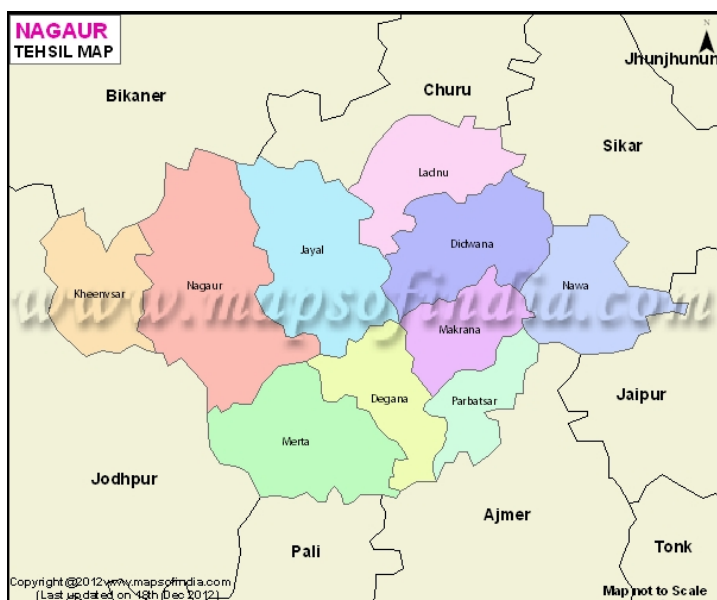


Table 1.2 Population Statistics of District Nagaur

Total Population	3,307,743
Population – Urban	6,37,204
Population – Rural	26,70,539
Total Literacy Rate	62.80%

Source:- NRHM Rajasthan.nic.in

1.3. Goal of the study

The main goal of the study is to find out the level of compliance among people and entities such as public places and workplaces with the COTPA act, so as to guide enforcement and public health agencies about where to target enforcement and public education resources to gain the status of “Smoke Free and compliant with COTPA act” district.

1.4. Objective of the study

- To measure the level of compliance to Section 4 of COTPA in public places across Nagaur district of Rajasthan.
- To measure the level of compliance to Section 5 of COTPA at Points of sale (PoS) across Nagaur district of Rajasthan.
- To measure the level of compliance to Section 6 (a) of COTPA at Points of Sale across Nagaur district of Rajasthan.
- To measure the level of compliance to Section 6 (b) of COTPA in educational institutions across Nagaur district of Rajasthan.
- To measure the level of compliance to Section 7, 8 & 9 of COTPA across Nagaur district of Rajasthan.

1.5. Purpose of the study

Implementation of the law is a big challenge for the success of the program. So this study helps to find out the behaviour abidance of people in different areas like public places, govt offices, private offices, hospitals, educational institutes, bars and pubs, auditoriums, cinema halls, public transport facilities etc in accordance with the COTPA. This study will also be able to find out the level of compliance of the above mentioned entities with section 4,5,6,7, 8 & 9 of COTPA. The results of this study could be used to plan an intervention and for proper implementation of COTPA by enforcement.

1.6 Operational Definitions:

- **“Public Place”** means any place to which the public have access, whether as of right or not, and includes auditorium, hospital buildings, railway waiting room, amusement centers, restaurants, public offices, court buildings, work places, shopping malls, cinema halls, educational institutions, libraries, public conveyances and the like which are visited by general public but does not include any open space.
- **What is Smoke Free:** Section 4 of COTPA deals with Protection from second-hand smoke. All public places should fulfil a few parameters
 - No Active Smoking
 - No Smoking Aids
 - Display of “No Smoking signage” at entrance/ prominent places of every public places
 - No Cigarettes / Bidi butts
 - Authorization of Enforcement officer
 - Availability of Enforcement Mechanism

Chapter 2- Research Methodology

2.1 Study area

The study area included public places, educational institutes & point of sales of Nagaur city & four blocks of the district –Makrana, Jayal, Merta and Nagaur rural.

2.2 Study Design

Cross-sectional Study (Formative research)

2.3 Survey type- Observational survey

2.4 Study period –May-June 2014

2.5 Geographical scope (Venues of visit) – For the purpose of study, all the potential public places were divided into **7 broad categories for Section 4:**

- 1. Accommodation facilities** (Hotels, rest houses, sarai, guest house, Dharamshala, rain basera etc.)
- 2. Eating facilities** (stand-alone restaurants, stand-alone canteens, bars, dhabas, ahata, street food vendors, food court etc.)
- 3. Offices and workplaces** (Both in Government and private sector)
- 4. Educational institutions** (Both in public and private sector)
- 5. Health care facilities** (Both in public and private sector)
- 6. Most frequently visited places** (Railway stations, market, bus stations, shopping mall, parks and tourist places etc.)
- 7. Public Transport service** (Bus/Taxi/Maxi/Auto Rickshaws)

Section 6 (b)- Educational institutions

Section-6 (a), 5 & 7, 8, 9- Tobacco retail outlets

Table- 2.1 Sampling Framework

Nagaur	Total blocks of the district	Sample for the study
	11 blocks	Nagaur city & 4 blocks (Makrana, Jayal, Merta city & Nagaur rural)

The sample for the study was taken from Nagaur city and 4 blocks .The blocks were selected by 360 degree approach. 25% of data will be covered from District Headquarter villages and remaining 75% from rural area.

Table- 2.2 Section wise and total sample size in Nagaur district

Types of Formats		Total Sample
Checklist I for Survey on Section 4	For public place	366
Checklist II for Survey on Section 6(b)	Educational institutions (both in public and private sector)	353
For Section 5 PoS and Section 6 (a) & for Section 7, 8 & 9 (Pack warning)	Point of Sale & (Pack warning)	341

2.6 Observation Methodology

The field investigators under the supervision of SIHFW officers visited district headquarters and sample rural area and observed each of the sampled units (public places, educational institutions/PoS) one by one during peak business hours as per the prefixed schedule. During the study, an unobtrusive observation was made and a structured checklist was filled.

2.7 Tools

Total three survey Checklist was used in the survey

1. Checklist I: for Section 4
2. Checklist II: for Section 6 (b)
3. Checklist III: for Section 6 (a), Section 5 (PoS) and Section 7, 8 & 9 (Pack warning)

2.8 Quality Control

- A repeated deliberation was carried out with the field investigators on the methodology.
- While making an observation, adequate coverage of place and adequate time spent was ensured.
- The survey was done strictly during peak business hours as per the pre-fixed schedule.
- Questions were designed and were asked in such a way to minimize the biases.
- Back check or cross check of the filled checklist of the field investigators. was done by supervisor.
- For any queries or barriers SIHFW team has sorted out the problem.

2.9 Data Management

The quantitative data entry and analysis was done using statistical software – SPSS 16.0 to avoid any discrepancies in data analysis. After the data entry, the quantitative analyst was involved for data analysis. A double entry process was adopted to limit the amount error that may have entered during data entry. Descriptive statistics (Mean, STD, Min and Max values) was used to check for missing data, outliers or illogical values and data was cleaned as needed. Descriptive statistics along with cross tabulation was applied in data analysis.

3.0 Ethical Consideration

The research proposal and tools for data collections were ethically approved by the Institutional Ethical Review Board of SIHFW. Prior informed consent was obtained from designated authorities by SIHFW and verbal consent was obtained from retailers who have been interviewed in the study. The consent was read to illiterate and then interview was taken by the team.

Chapter 3- Result and Analysis of Section 4 of COTPA Act

Compliance of Section 4 of COTPA Act

Prohibition of Smoking in Public Places - Section 4 of COTPA, 2003:

- No person shall smoke in a public place
- Provided that in a hotel having thirty rooms or a restaurant having seating capacity of thirty persons or more and in the airports, a separate provision for smoking area or space may be made.”


A warning board “No Smoking area” has to be displayed by the owner/in charge of the public place. There is certain exemption to this rule; a hotel having thirty rooms can have smoking rooms and designated smoking zone or area whereas in a restaurant having seating capacity of thirty persons or more and in the airports, a separate provisions for smoking area or space may be made.

What are public places?

Section (4) of the COTPA 2003 prohibits smoking in all public places. ‘Public Place’ is defined as any place to which the public has access whether as of right or not and includes all places visited by general public namely auditorium, hospital building, railway waiting room, amusement centers, public offices, court buildings, educational institutions, libraries, coffee houses, canteens, banks, clubs and also open spaces surrounding hotels/restaurants etc .

What are public places supposed to do?

1. Display the signage as per the specification given in the Figure below:



- a) The board shall be of minimum size of 60 cm x 30 cm of white background;
- b) It shall contain a circle of no less than 15 cm outer diameter with a red perimeter of no less than 3 cm wide with a picture, in the centre, of a cigarette or beedi with black smoke and crossed by a red band;
- c) The width of the red band across the cigarette shall equal the width of the red perimeter;
- d) The board shall contain the warning “No Smoking Area- Smoking Here is an Offence”, in English or one Indian language, as applicable;
- e) The board shall be prominently displayed at each entrance of the public place and a conspicuous place(s) inside the building. If there are more than one entrance then at all entrances and exits. If there is more than one floor, at each floor including the stair-case and entrance to the lift at each floor.
- f) Notify and display the name of a person (designated officer) to whom a complaint may be made, in case someone is found violating the law.

2. Ensure that no ashtrays, matches, lighters or other things designed to facilitate smoking are provided.

3. Assigning a responsible officer to whom complaint may be lodged in case anybody is spotted smoking.

Can public places have a separate smoking area?

All public places have to be smoke-free. However, hotels having 30 or more rooms and restaurants having seating capacity of 30 or more and airports may provide a separate designated smoking area.

A smoking area / space

1. Should be used only for the purpose of smoking and no other service(s) shall be allowed.
2. Shall not be established at the entrance or exit of the hotel, restaurant or airport and shall be distinctly marked as ‘smoking area’ in English and one Indian language as applicable.
3. Physically separated and surrounded by full height walls on all four sides. Having an entrance with automatically closing doors, and is fitted with an exhaust ventilation system which is non recirculating in nature or an air cleaning system or a combination of two, in such a manner that air does not permeate into non smoking areas. The Smoking area has a negative air pressure in comparison with the remainder of the building.

What constitutes violation of Sec 4?

- If public places do not put up specified signage.
- Presence of ashtrays and lighters, matches or any other device to facilitate smoking.
- Smoking area established at the entrance or exit of an establishment as specified in the law.
- Other services provided/allowed in the smoking area.

- Smoking room with improper air flow system.
- Presence of a separate smoking room in a public place which is NOT an airport, hotel with more than 30 rooms or a restaurant with more 30 seating capacity.
- Designated officer for reporting of violations is not mentioned.

What happens if Sec 4 is violated?

- Any violation of any Provision in this section is a punishable offence with fine extending up to Rs. 200.
- An offence under this section shall be compoundable and shall be tried summarily in accordance with the procedure provided for summary trials in Code of Criminal Procedure, 1973.
- If the owner, proprietor, manager or supervisor, or in-charge of affairs of the public place fails to act on the report of such violation, he shall be fined equivalent to the number of individual offences.

Table 3.1: Number of public places visited

	Type of Public Place N-366							
	Accommodation Facilities	Eateries	Educational establishments	Offices and Workplaces	Health care facility	Most frequently visited places	Public Transport Facility	Total
Nagaur city	15	20	35	35	23	11	13	152
Nagaur block-Jayal	5	8	10	11	8	6	6	54
Makrana	5	8	10	10	8	6	6	53
Merta	5	8	10	11	8	6	6	54
Nagaur Rural	5	8	10	10	8	6	6	53
Total	35	52	75	77	55	35	37	366

The data was collected from 366 public places which included Accommodation, Eateries, Educational establishments, offices and workplaces, health care facilities, frequently visited places and public transport facilities. Approximately 43% were from Nagaur City.

Table 3.2 City & Block-wise compliance of Section 4 –Display of signage as per COTPA in Nagaur

Indicators	Nagaur city N=152	Nagaur block				Total N=366
		Jayal N=54	Makrana N=53	Merta N=54	Nagaur Rural N=53	Total=366
No Smoking" Signage displayed	138 (91%)	49 (91%)	30 (57%)	28 (53%)	41 (76%)	286 (78%)
No Smoking" Signage displayed as per COTPA	138 (100%)	49 (100%)	30 (100%)	28 (100%)	41 (100%)	279 (97%)
Contact details written	121 (88%)	34 (69%)	23 (77%)	17 (61%)	34 (82%)	229 (82%)

The above table depict that from total 366 public places visited, no smoking signage were displayed in 78% (286) of the places, out of which 97 % (279) were as per COTPA. Contact details were written in 82% (229) of these 286 places.

Table 3.3 City & Block-wise compliance of Smoking and smoking aids in Nagaur

Indicators	Nagaur city N=152	Nagaur block				Total N=366
		Jayal N=54	Makrana N=53	Merta N=54	Nagaur Rural N=53	Total=366
No Active Smoking noticed	144 (95%)	49 (91%)	37 (70%)	36 (68%)	44 (81%)	310 (85%)
Cigarettes or Beedi stubs or ash not found	148 (97%)	49 (91%)	36 (68%)	36 (68%)	43 (80%)	312 (85%)
No Evidence of smell /ashes of recent smoking	137 (90%)	50 (93%)	39 (74%)	38 (72%)	43 (80%)	307 (84%)
Smoking aids (ashtray, matchboxes, and lighters) not visible	137 (90%)	50 (93%)	45 (85%)	38 (72%)	47 (87%)	317 (87%)

Active smoking was not seen in 85% (310) of the total places visited. Recent smoking was seen only in 16% of the public places and smoking aids were not available at 87% places.

Table 3.4 Public Places-wise presence of signage in Nagaur city

	Accommodation Facilities N=15	Eateries N=20	Educational establishments N=35	Offices and Workplaces N=35	Health care facility N=23	Most frequently Visited places N=11	Public Transport Facility N=13	Total N=152
No smoking signage displayed	13	18	34	33	22	9	9	138 (91%)
Signage's displayed as per COTPA	13	18	34	33	22	9	9	138 (100%)
Contact details written	11	15	33	30	22	8	2	121 (88%)

The above table depict that from total 152 public places visited, no smoking signage's were displayed in 91 %(138) of the places, and all the signage's followed COTPA specification. Contact details were written in 88 %(121) of these 138 places.

Table 3.5 Public Place-wise presence of smoking and smoking aids in Nagaur city

	N=152							Total N=152
	Accommodation Facilities N=15	Eateries N=20	Educational establishments N=35	Offices and Workplaces N=35	Health care facility N=23	Most frequently Visited places N=11	Public Transport Facility N=13	
No Active smoking noticed	13	18	35	35	23	10	10	144 (95%)
No Smoking aids available	15	18	35	35	23	10	12	148 (97%)
No Smell of smoke or ashes observed	11	18	35	35	23	7	8	137 (90%)
Non Availability of Cigarette butts or Beedi stubs	11	18	35	35	23	7	8	137 (90%)

From the 152 public places visited in Nagaur city active smoking was not seen in 95% (144) public places. 97%(148) public places in Nagaur city have not promoted smoking by providing smoking aids.

This shows that the compliance of Section 4 is very effective in Nagaur city which helps in declaring Nagaur city smoke free.

Table 3.6 Public Place-wise presence of signage in Jayal Block

Variables	Accommodation Facilities N=5	Eateries N=8	Educational establishments N=10	Offices and Workplaces N=11	Health care facility N=8	Most frequency Visited places N=6	Public Transport Facility N=6	Total N=54
No Smoking Signage displayed	4	7	10	11	8	5	4	49 (91%)
Signage as per COTPA	4	7	10	11	8	5	4	49 (100%)
Contact details written	3	4	9	7	6	3	2	34 (69%)

The above table depict that from total 54 public places visited, no smoking signage were displayed in 91% (49) of the places, and all the signage followed COTPA specification but contact details were mentioned only in 69% (34) of these 49 places.

Table 3.7 Public Place-wise presence of smoking and smoking aids in Jayal Block

Jayal Block- N=54								Total N=54
Variables	Accommodation Facilities N=5	Eateries N=8	Educational establishments N=10	Offices and Workplaces N=11	Health care facility N=8	Most frequency Visited places N=6	Public Transport Facility N=6	
No Active Smoking Noticed	5	7	10	10	8	5	4	49 (91%)
Cigarettes or Beedi stubs or ash not found	5	7	10	10	8	5	4	49 (91%)
No Evidence of smell /ashes of recent smoking	5	7	10	10	8	5	5	50 (93%)
Smoking aids (ashtray, matchboxes, not visible	5	7	10	10	8	5	5	50 (93%)

From total 54 places visited in the Jayal block, Active smoking was not seen in 91% (49) places. Recent smoking was also not seen in 93% (50) places. Smoking aids were not seen in 93% (53) places thus complying to Section 4 of COTPA.

Table 3.8 Public Place-wise presence of signage in Makrana Block

Variables	Accommodation Facilities N=5	Eateries N=8	Educational establishments N=10	Offices and Workplaces N=10	Health care facility N=8	Most frequently Visited places N=6	Public Transport Facility N=6	Total N=53
No Smoking Signage displayed	1	4	7	7	7	3	1	30 (57%)
Signage as per COTPA	1	2	7	4	7	1	1	23 (77%)
Contact details written	1	2	7	4	7	1	1	23 (77%)

The above table depict that from total 53 public places visited, no smoking signage were displayed in 57% (30) of the places, of these 77% (23) followed COTPA specifications. Contact details were visible in 77% (23) of these 30 places.

Table 3.9 Public Place-wise presence of smoking and smoking aids in Makrana Block

Makrana Block- N=53								
Variables	Accommodation Facilities N=5	Eateries N=8	Educational establishments N=10	Offices and Workplaces N=10	Health care facility N=8	Most frequently Visited places N=6	Public Transport Facility N=6	Total N=53
No Active Smoking Noticed	3	5	10	7	5	4	3	37 (70%)
Cigarettes or Beedi stubs or ash not found	4	4	9	7	6	3	3	36 (68%)
No Evidence of smell /ashes of recent smoking	4	3	10	8	7	4	3	39 (74%)
Smoking aids (ashtray, matchboxes, not visible	4	5	10	10	8	4	4	45 (85%)

From total 53 places visited in the Makrana block, Active smoking was not seen in 70% (37) places. Recent smoking was not seen in 74% (39) places. 85% (45) places were not promoting smoking by not having the aids.

Table 3.10 Public Place-wise presence of signage in Merta city Block

Variables	Accommodation Facilities N=5	Eateries N=8	Educational establishments N=10	Offices and Workplaces N=10	Health care facility N=8	Most frequently Visited places N=6	Public Transport Facility N=6	Total N=53
No Smoking Signage displayed	1	4	7	7	6	3	0	28 (53%)
Signage as per COTPA	1	4	7	7	6	3	0	28 (100%)
Contact details written	1	0	7	4	5	0	0	17 (61%)

The above table depict that from total 53 public places visited, no smoking signage were displayed in 53% (28) of the places, and all the displayed signage were as per COTPA specification. Contact details were written in 61% (17) of these 28 places.

Table 3.11 Public Place-wise presence of smoking and smoking aids in Merta city Block

Merta city Block- N=53								
Variables	Accommodation Facilities N=5	Eateries N=8	Educational establishments N=10	Offices and Workplaces N=10	Health care facility N=8	Most frequently Visited places N=6	Public Transport Facility N=6	Total N=53
No Active Smoking Noticed	3	4	10	7	5	4	3	36 (68%)
Cigarettes or Beedi stubs or ash not found	4	4	9	7	6	3	3	36 (68%)
No Evidence of smell /ashes of recent smoking	4	3	10	7	7	4	3	38 (72%)
Smoking aids (ashtray, matchboxes, not visible)	4	3	10	7	7	4	3	38 (72%)

From total 53 places visited in the Merta city block, Active smoking was not seen in 68% (36) places nor cigarette or beedi stubs were found. Recent smoking was not seen in 72% (38) places. 72% (38) places were not promoting smoking by displaying the aids.

Table 3.12 Public Places-wise presence of signage in Nagaur Rural

Variables	Accommodation Facilities N=5	Eateries N=8	Educational establishments N=10	Offices and Workplaces N=11	Health care facility N=8	Most frequency Visited places N=6	Public Transport Facility N=6	Total N=54
No Smoking" Signage displayed	3	5	10	9	6	4	4	41 (76%)
Signage as per COTPA	3	5	10	9	6	4	4	41 (100%)
Contact details written	3	4	9	7	6	3	2	34 (83%)

The above table depict that from total 54 public places visited, no smoking signage's were displayed in 76 % (41) of the places, and all the displayed signage's were as per COTPA specification. Contact details were written in 83% (34) of these 41 places.

Table 3.13 Public Places-wise presence of smoking and smoking aids in Nagaur Rural

Nagaur rural Block- N=54								
Variables	Accommodation Facilities N=5	Eateries N=8	Educational establishments N=10	Offices and Workplaces N=11	Health care facility N=8	Most frequency Visited places N=6	Public Transport Facility N=6	Total N=54
No Active Smoking Noticed	4	6	10	9	7	4	4	44 (81%)
Cigarettes or Beedi stubs or ash not found	4	6	10	8	7	4	4	43 (80%)
No Evidence of smell /ashes of recent smoking	4	6	10	8	7	4	4	43 (80%)
Smoking aids (ashtray, matchboxes, not visible	5	6	10	10	8	4	4	47 (87%)

From total 54 places visited in the Nagaur rural block, Active smoking was not seen in 81% (44) places. Recent smoking was not seen in 80% (43) places .87% (47) places were not promoting smoking by displaying the aids.

Chapter 4- Result and Analysis of Section 5, Section 6(a), Section 6 (b), Section 7, 8, 9 of COTPA Act

Section 5 of COTPA, 2003: Prohibition of Advertisement, Promotion and Sponsorship of all tobacco products.

- Both direct & indirect advertisement of tobacco products prohibited in all forms of audio, visual and print media
- Total ban on sponsoring of any sport and cultural events by cigarette and other tobacco product companies
- No trade mark or brand name of cigarettes or any tobacco product to be promoted in exchange for sponsorship, gift, prize or scholarship
- No person, under contract or otherwise, to promote or agree to promote any tobacco product.
- However, advertisements of tobacco products are permitted at point of sale (PoS) and on retail packages but under certain restrictions.



Advertising is the process of calling the attention of the public to a product or service by a business. More specifically, there's a desire to manipulate and encourage a target audience into not only desiring a product or service, but to feel a certain way about it and without this product or service, they will lack this feeling. Similarly Tobacco marketing has been a key issue in tobacco litigation. Plaintiffs and their attorneys have often asserted that tobacco companies have marketed their products using advertising and promotional techniques that have targeted youth (including the plaintiffs) with messages and images designed to increase the desirability of tobacco use while obscuring its dangers.

Table 4.1 Compliance of Section 5 of COTPA

	Nagaur city N=129	Nagaur Block				Total PoS= 341
		Jayal N=53	Makrana N=53	Merta N=53	Nagaur Rural N=53	
Number of PoS not advertising tobacco product	127 (98%)	47 (90%)	38 (72%)	35 (66%)	40 (75%)	287 (84%)

Total 341 Point of sales were visited during the study, out of which 84% (287) were not advertising the tobacco products .The Nagaur city and Jayal block were following the section 5.

Table 4.2 Type of Advertisement used

	PoS=64				
Type of Advertisement	Nagaur city N=2	Nagaur Block			
		Jayal N=6	Makrana N=15	Merta N=18	Nagaur Rural N=13
Boards	0	3(50%)	8(53%)	8(44%)	5(38%)
Posters	2(100%)	0	3(40%)	0	2(15%)
Banners	0	0	0	0	0
Stickers	0	0	0	0	0
LCD/video screen	0	0	0	0	0
Dangles	0	0	0	0	0
Promotional gifts/offers	0	0	0	0	0
Product showcases	0	6(100%)	15(100%)	18(100%)	13(100%)

Showcasing of the products at the PoS itself acted as advertisement besides the use of boards & posters. The low advertisement rate suggests that seller was aware of COTPA & thus avoided prominent advertisements.

Table 4.3 Advertisement board

	PoS=30				
Advertisement Board	Nagaur city N=0	Nagaur Block			
		Jayal N=3	Makrana N=8	Merta N=8	Nagaur Rural N=5
Size of advertisement board exceeds 60x45 cm	0	2(67%)	5(63%)	5(63%)	3(60%)
Advertisement board is illuminated or black lit	0	1(33%)	0	1(13%)	0
Board display brand packshot or brand name of tobacco products	0	0	0	0	0
Board show any promotional message or picture	0	3(100%)	8 (100%)	8 (100%)	5(100%)
Particular color ,layout or presentation used	0	0	0	0	0

COTPA provides for a complete prohibition on direct advertisement, promotion and sponsorships of tobacco products. However, in Rajasthan surrogate advertisements on print and electronic media, both indoors and out-doors are in abundance.

It was observed that due to district administration enforcement and PSI involvement the compliance of Sec 5 was good in Nagaur district.

Table 4.4 Display of Health Warnings on advertisement board

	PoS=30				
Health warning	Nagaur city N=0	Nagaur Block			
		Jayal N=3	Makrana N=8	Merta N=8	Nagaur Rural N=5
Board display a health warning	0	3(100%)	1(13%)	1(13%)	2(40%)
Size is more than 20 x 15 cm	0	0	0	1(13%)	0
Warning is on uppermost portion of a board	0	0	0	1(13%)	0
Warning written in any local Indian language	0	3(100%)	0	1(13%)	0

Section 6 (a) of COTPA, 2003: Prohibition on Sale to Minors

- Sale of tobacco products to and by the persons under the age of 18 is prohibited.
- The seller (shopkeeper) has to ensure that the person who is buying the tobacco product is not a minor.
- A specified display board to be put up at the point of sale declaring that “sale of tobacco products to minors is prohibited”



Table 4.5 Display of Signage's at PoS

	PoS , N=341					Total N= 341
Sale of Tobacco Products	Nagaur city N=129	Nagaur Block				
		Jayal N=53	Makrana N=53	Merta N=53	Nagaur Rural N=53	
Display of signage's	117 (91%)	42 (79%)	20 (38%)	15 (28%)	45 (84%)	239 (70%)
Display of signage's as per COTPA	117	42	20	15	45	239 (100%)

Among 341 shops evaluated, who were selling tobacco products in Nagaur , 70%(239) shops displayed the signage's which shows “ **Selling of tobacco products below 18 years is an offence**” and all the displayed signage's follow COTPA specifications.

Table 4.6 Sale of Tobacco products to Minors at PoS

	PoS , N=341					Total N= 341
Sale of Tobacco Products	Nagaur city N=129	Nagaur Block				
		Jayal N=53	Makrana N=53	Merta N=53	Nagaur Rural N=53	
Products sold by vending machines	0	0	0	0	0	0
Vendors enquires or see age proof	3 (3%)	3 (3%)	3 (3%)	3 (4%)	3 (5%)	15 (4%)
Products are not sold to minors	120 (93 %)	48 (91%)	40 (75%)	35 (66%)	48 (91%)	291 (85%)
Products are not sold by minors	123 (95 %)	44 (83%)	44 (83%)	40 (75%)	48 (91%)	299 (88%)

Among 341 shops evaluated, only 4 % vendors of all the PoS were enquiring about age proof. 85% (291) PoS were not selling the products to the minors and 88% (299) PoS were not selling the products by the minors.

Section 6 (b) of COTPA, 2003: Prohibition on Sale of the tobacco products is prohibited within a radius of 100 yards of an outer boundary of an educational institution.

- In order to restrict access of youth for tobacco products, the sale of the tobacco products is prohibited within a radius of 100 yards of an outer boundary of an educational institution.
- A display board has to be put up outside the educational institutions declaring the same.

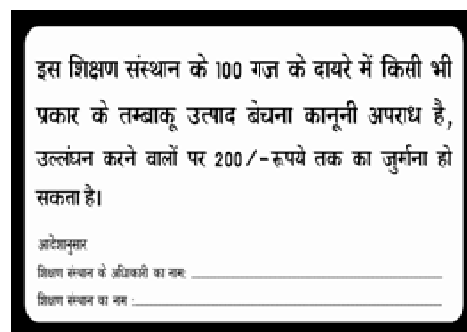


Table 4.7: Type of Kiosk/Shop found Selling Tobacco Products Within 100 yards of Educational Institute

Adolescents in the age group of 14-19 years are the most susceptible to initiate use of tobacco use in both rural and urban areas. An effective school level tobacco control policy would play a vital role in deterring tobacco experimentation among adolescents. Schools with tobacco control policies have reduced tobacco use as compared to those without such policy, both in rural and urban areas. Societal influences, such as, parents' and closest friend's tobacco use, lack of knowledge on harmful effects of tobacco, positive attitude towards tobacco use by family members and viewing of tobacco advertisements are strongly associated with tobacco use. To counter development of such pro-tobacco attitude, teaching and training to students should be mandated in all schools. School teachers and counselors ought to be oriented on the facts related to tobacco production, distribution channels and consumption patterns amongst adolescents so that they could play a deterrent role for those initiating this and could help the users give up this habit.

	Education Institutes-353					
Norms of Section 6b	Nagaur city N=100	Nagaur Block				Total, N=353
		Jayal N=73	Makrana N=60	Merta N=60	Nagaur Rural N=60	
Signage as per Section 6 b of COTPA is displayed	93 (93%)	67 (92%)	30 (50%)	25 (41%)	53 (88%)	268 (76%)
Tobacco Products not sold inside Campus	100 (100%)	70 (92%)	50 (83%)	50 (83%)	60 (100%)	330 (93%)
Tobacco products not sold within 100 yards of institute	95 (95%)	66 (91%)	45 (75%)	38 (63%)	53 (88%)	297 (84%)

In order to check the compliance of Section 6 (b) total 353 Educational institutions were visited, 76% (268) from the total have displayed the signage's which shows **Prohibition on Sale of Tobacco Products Within 100 yards of Educational Institutions**". All the institutions visited in Nagaur city and Nagaur rural; strictly adhere to the compliance by not selling the tobacco products inside the campus. The tobacco products within 100 yards of Educational institutions were not sold by 84 % (297) PoS

Section 7, 8 & 9 of COTPA, 2003: Prohibition on the sale of cigarettes and other tobacco products without specified health warnings

- All tobacco product packages need to carry prominent and legible health warnings.
- These warning shall also be pictorial in nature.
- The warnings will be given in the same language as given on the pack.

All imported tobacco products should also carry the specified warnings



Table 4.8: Number of brands assessed at PoS

		Nagaur city	Nagaur Block				Total
			Jayal	Makrana	Merta	Nagaur Rural	
Section 7, 8 & 9	Number of brands assessed	246	222	210	252	327	1257

Table 4.9 Health warnings on the packs in Nagaur city

Nagaur City N-246			
Variables	Cigarettes- Indian Made N-82	Bidi N-82	Smokeless tobacco N-82
Health Warning is present	82 (100%)	82 (100%)	82 (100%)
If yes is it as per GSR (724) E, sep. 12,2012	82 (100%)	82 (100%)	82 (100%)
If yes Smoking Kills or Tobacco Kills is written on the pack	82 (100%)	82 (100%)	82 (100%)
Health warning is written on the pack in white font colour & black colour background	82 (100%)	82 (100%)	82 (100%)
Health warning is placed at the bottom and below pictorial presentation	79 (96%)	78 (95%)	78 (95%)
Word Warning is written in red font with black background	76 (93%)	69 (84%)	74 (90%)
picture size is distorted, shortened or compressed	7 (9%)	8 (10%)	33 (40%)
Health warning is in same language used on the pack	79 (96%)	78 (95%)	78 (95%)
More than one language on the pack	0	29(35%)	48(59%)
Messages are promote a specific tobacco brand	11 (13%)	3 (4%)	6 (7%)
the PHW is masked or damaged in opening of the pack	4 (5%)	10 (12%)	25 (30%)
PHW is placed at the joints between two pouches	2(2%)	2 (2%)	1 (1%)

Total 246 brands of tobacco products were observed in Nagaur city out of which 82 were cigarettes, Bidi and smokeless tobacco. All the products have health warning on the packaging and have warning as per GSR (724) E, sep. 12, 2012.

Table 4.10 Health warnings on the packs in Jayal Block

Jayal N-222			
Variables	Cigarettes- Indian Made N-74	Bidi N-74	Smokeless tobacco N-74
Health Warning is present	74(100%)	74(100%)	74(100%)
If yes is it as per GSR (724) E, sep. 12,2012	74(100%)	74(100%)	74(100%)
If yes Smoking Kills or Tobacco Kills is written on the pack	74(100%)	74(100%)	74(100%)
Health warning is written on the pack in white font colour & black colour background	74(100%)	74(100%)	74(100%)
Health warning is placed at the bottom and below pictorial presentation	73(99%)	74(100%)	73(99%)
Word Warning is written in red font with black background	72(97%)	69(93%)	67(91%)
Picture size is distorted, shortened or compressed	1(1%)	14(19%)	9(12%)
Health warning is in same language used on the pack	3(4%)	55(74%)	39(53%)
More than one language on the pack	3(4%)	54(73%)	41(55%)
Messages are promote a specific tobacco brand	3(4%)	1(1%)	12(16%)
the PHW is masked or damaged in opening of the pack	0	0	0
PHW is placed at the joints between two pouches	0	0	0

Total 222 brands of tobacco products were observed in Jayal block, out of which 74 were cigarettes, Bidi and smokeless tobacco. All the products have health warning on the packaging and have warning as per GSR (724) E, sep. 12, 2012.

Table 4.11: Health warnings on the packs in Makrana block

Makrana N-210			
Variables	Cigarettes- Indian Made N-70	Bidi N-70	Smokeless tobacco N-70
Health Warning is present	70 (100%)	70 (100%)	70 (100%)
If yes is it as per GSR (724) E, sep. 12,2012	70 (100%)	70 (100%)	70 (100%)
If yes Smoking Kills or Tobacco Kills is written on the pack	70 (100%)	70 (100%)	70 (100%)
Health warning is written on the pack in white font colour & black colour background	70 (100%)	70 (100%)	70 (100%)
Health warning is placed at the bottom and below pictorial presentation	69 (99%)	64 (91%)	65 (92%)
Word Warning is written in red font with black background	67 (96%)	64 (91%)	57 (81%)
Picture size is distorted, shortened or compressed	5(71%)	17 (24%)	12 (17%)
Health warning is in same language used on the pack	70 (100%)	70 (100%)	70 (100%)
More than one language on the pack	1(1%)	61 (87%)	35 (50%)
Messages are promote a specific tobacco brand	0	0	0
the PHW is masked or damaged in opening of the pack	0	0	0
PHW is placed at the joints between two pouches	0	0	0

Total 210 brands of tobacco products were observed in Makrana block, out of which 70 were cigarettes, Bidi and smokeless tobacco. All the products have health warning on the packaging and have warning as per GSR (724) E, sep. 12, 2012.

Table 4.12 Health warnings on the packs in Merta City Block

Merta City N-252			
Variables	Cigarettes- Indian Made N- 84	Bidi N-84	Smokeless tobacco N-84
Health Warning is present	84(100%)	84(100%)	84(100%)
If yes is it as per GSR (724) E, sep. 12,2012	84(100%)	84(100%)	84(100%)
If yes Smoking Kills or Tobacco Kills is written on the pack	84(100%)	84(100%)	84(100%)
Health warning is written on the pack in white font colour & black colour background	84(100%)	84(100%)	84(100%)
Health warning is placed at the bottom and below pictorial presentation	78(93%)	75 (89%)	75 (89%)
Word Warning is written in red font with black background	78(93%)	75 (89%)	75 (89%)
Picture size is distorted, shortened or compressed	40(48%)	28(33%)	34(40%)
Health warning is in same language used on the pack	78(93%)	75 (89%)	75 (89%)
More than one language on the pack	84(100%)	84(100%)	84(100%)
Messages are promote a specific tobacco brand	32(38%)	36(43%)	38(45%)
the PHW is masked or damaged in opening of the pack	0	0	0
PHW is placed at the joints between two pouches	0	0	0

Total 252 brands of tobacco products were observed in Merta city, out of which 84 were cigarettes, Bidi and smokeless tobacco. All the products have health warning on the packaging and have warning as per GSR (724) E, sep. 12, 2012.

Table 4.13 Health warnings on the packs in Nagaur rural block

Nagaur rural N-327			
Variables	Cigarettes- Indian Made N-109	Bidi N-109	Smokeless tobacco N-109
Health Warning is present	109 (100%)	109 (100%)	109 (100%)
If yes is it as per GSR (724) E, sep. 12,2012	109 (100%)	109 (100%)	109 (100%)
If yes Smoking Kills or Tobacco Kills is written on the pack	109 (100%)	109 (100%)	109 (100%)
Health warning is written on the pack in white font colour & black colour background	109 (100%)	109 (100%)	109 (100%)
Health warning is placed at the bottom and below pictorial presentation	106 (97%)	99 (91%)	106 (97%)
Word Warning is written in red font with black background	106 (97%)	89 (82%)	106 (97%)
Picture size is distorted, shortened or compressed	0	19 (17%)	14 (13%)
Health warning is in same language used on the pack	102 (94%)	91 (83%)	96 (88%)
More than one language on the pack	8(7%)	85 (78%)	40 (36%)
Messages are promote a specific tobacco brand	5(5%)	2(2%)	19 (17%)
the PHW is masked or damaged in opening of the pack	0	0	0
PHW is placed at the joints between two pouches	5(5%)	0	3(3%)

Total 327 brands of tobacco products were observed in Nagaur rural, out of which 109 were cigarettes, Bidi and smokeless tobacco. All the products have health warning on the packaging and have warning as per GSR (724) E, sep. 12, 2012.

Chapter 5- Conclusion

Though Rajasthan was one of the leading States to implement the law against public smoking and advertising of tobacco products in 2003, the compliance rate in the State is still low and its policies require more rigorous enforcement with regard to display and sale of tobacco products and “No Smoking” signage at public places. The Cigarettes and Other Tobacco Products (Prohibition of Advertisement and Regulation of Trade and Commerce, Production, Supply and Distribution) Act, enacted in 2003, has three sections which address smoke-free environment, tobacco advertising, promotion and sponsorship and sale of tobacco products to minors. Tobacco advertising needs to be restricted and easy access to tobacco products should be eliminated especially for the youth.

Bringing behaviour change i.e. effective implementation of law which prohibits smoking in public places is not easier task. The current compliance monitoring survey indicates that the sincere effort of Nagaur administrations along with its partners like PSI have played a major role in effective implementation of Section 4, 5, 6 of COTPA act .

Conclusion:

Section 4-

- From total 366 public places visited in Nagaur district, no smoking signage's were displayed in 78 % (286) of the places, out of which 76% (279) were as per COTPA. Active smoking was not seen in 85% (310) of the total places visited.
- From 152 Public places visited in Nagaur city, No smoking signage's displayed in 91% (138) places and all the signage's were as per COTPA specification .Active smoking was not seen in 95%(144) public places.97%(148) public places in Nagaur city have not promoted smoking by providing smoking aids. This shows that the compliance of Section 4 is very effective in Nagaur city which helps in declaring Nagaur city smoke free.
- From total 54 places visited in the Jayal block, display of No smoking signage was at 91% (49) places and all the signage's follow the COTPA specifications. Active smoking was also not seen in 91% (49) places. This shows that the compliance of Section 4 is very effective Jayal block.

Section 5:

- Total 341 Point of sales were visited during the study, out of which 84% (287) were not advertising the tobacco products .The Nagaur city and Jayal block were following the section 5.

Section 6 a

- Among 341 shops evaluated who were selling tobacco products in Nagaur, 70% (239) shops displayed the signage's which shows "Selling **of tobacco products below 18 years is an offence**".
- Only 3 % vendors of all the PoS were enquiring about age proof.
- 85% (291) PoS were not selling the products to the minors and 88% (299) PoS were not selling the products by the minors.

Section 6b

- In order to check the compliance of Section 6 (b) total 353 educational institutions were visited, 76% (268) from the total have displayed the signages which shows "**Prohibition on Sale of Tobacco Products Within 100 yards of Educational Institutions**".
- All the institutions visited in Nagaur city and Nagaur rural; strictly adhere to the compliance by not selling the tobacco products inside the campus.
- The tobacco products within 100 yards of Educational institutions were not sell by 84% (297) PoS

Annexures1

List of Educational Institutions

Paramsant sadguru vishudanand primary school
Govt. Primary school rathodi kua
Govt. Sec. School rathodi kua
Mahatma gandhi sec. School nagaur
Sarda bal niketan sec. School
Suprim public sec. School
Govt. Sec. Primary school
Adarsh vidha niketan sec. School
Sri mahershi janardhan sec. School
Pairades public sikshan santhan sec. Public school
Naganeshtha computer & internet centre nagaur
V.p. nursing centre
Sri pooja computers & college
Sandeep computer centre
Liyo kids
Sanskar academy
C.t. computer institute nagaur
Sent aslam school
Deniyal mayo school nagaur
Sarda bal school nagaur
Victoriya public school nagaur
Krish computer centre nagaur
Sent asalam contact school nagaur
Nehru bal vidha mandir nagaur
Adarsh vidha mandir
Brightland public school
Suryoday secondary school
Lbs se.sec. School
Gyan classes
Harsh koching centre
Govt. Primary school
Navodaya college mundwa chauraha Nagaur
Kamdheni academy

Seth kishan lal kakariya se. Sec. School
Bachpan school basani chouraha
Govt. Primary school no 5 sanjay colony
Vishnu bal niketan se. Sec. School sanjay colony
Dhanwantary carrer classes
Govt. Dr. Bheemrao ambedkar hostel
Suncity school kakariya se.sec. School
Sri bhanwar lal montesary sec. School nagaur
Ratan bahan rajmal choudhary balika se.sec. School
Kasturba gandhi balika aavasiya school
Govt. Baldev mirdha college
Kasturba gandhi balika aavasiya school
Govt. Baldev mirdha college
Nishchaya college
Carrer classes
Mandal sikshan santhan sec. School
Madenatulum school basani
Rav shree public school
Lal bahadur shastri public school rav merta city
Govt. Sce.se.school merta city
Rav duda public school merta city
Nicol computers classes divraani road
Govt girls sec. School merta
Ridhi sidhi computer insitute merta city
Mahrishi public sikshan sansthan
Agrwal girls school merta city
Mayur public school kachahari waali guli
Shishu niketan public school civil lines
J.d. College computers modi market
Sikhawal computer photo state jetarn
Ahmidiya sec.school
Govt primary school
Adrash sin.sec.school
Marudhar vidha peet sec.school
Sarswati bal niketan sec.school
Govt high primary school
G.se.sec.school
Govt sen.sec school

G.v.p.s
Aashapurn sen.sec.school
Govt sen school post office nerta
Shree krishana shikshan sansthan
Govt sec.school
Nathu ram shikshan sansthan
Ramdev shikshan sansthan
Baldev ram sec school
Baldev ram midha shikashan sansthan
Govt.sen.sec.school
Gov. Briyant sec school
Alka coching classes
English midiam school
Balika public school merta city
Balika public school merta city
Indira madmik vidyaleh makrana
Indira children public school makrana
Khan computer point makrana
Mahesh bal vidya mandir uch madh. Vidyaleh makrana
Bright career computers
Ginius institute makrana
Spc school adarsh nagar makrana
Kazi memorial sec s. School sadar bazar makrana
Samrat iti makrana
Prithviraj chouhan madh. Vidyaleh makrana
Aakash deep pradhnik vidya mandir bilu
Rajkriya madhnik vidyaleh bilu makrana
Prithviraj chouhan madh. Vidyaleh makrana
Aakash deep pradhnik vidya mandir bilu
Sharda senior secondary school badu
Nobel public school makrana
Haven technical & computers
The first step of academy an english medium school
Delhi children academy palada road makrana
Madwadmahavidyaleh makrana
Delhi coaching centre
Rajkriya uch madhnik vidyaleh vidiyad

Raj edu. Group makrana mandir k pas
Science maths classes yali mohalla
Vivekanand sec. School makrana
Khwaja nazam public imam chowk goda was makrana
Sag. Sri ram kishan ganpat lal madhni block ra.mad. Vid. Ranigaon
Gps manana
Manana it k pas lok shiksha kendra
Raj. Uch. Vidh. Manana nagaour
Madarsa gulshane raza dugoli
Manana it k pas lok shiksha kendra
Raj. Uch. Vidh. Manana nagaour
Madarsa gulshane raza dugoli
Ramdev uch prathmik vidya manana
Rscit computer education manana
Ra. Balika madhmik vidyaleh manana
Ra. Balika madh. Vidya manana makrana
Saraswati bal niketan c sec school manana
Ra. Uch gayemik school gonna ki dhani bhag
Ra. Uch gayemik school gonna ki manani mkrana
Public school gorava kalyanpura makrana
Ra. Balika uch madhmik vidya ranigath
Sri ranigath senior secondary school ranigath makrana
Ra. Balika uch madhmik vidya ranigath
Sri ranigath senior secondary school ranigath makrana
Ra. Balika uch madhmik vidya ranigath
Sri ranigath senior secondary school ranigath makrana
Ra. Balika uch madhmik vidya ranigath
Ra. Balika uch madhmik vidya ranigath
Sri ranigath senior secondary school ranigath makrana
Saraswati bal mandir uch madh vidya wudsu nagaour
Raj. Uch pra. Vidya varbala
Kalpana chawla international school jayal
Wudsu shikshan sansthan
Sri g s public school varbalanagaour
Raj madh. Vidya. Varbali nagaour
Sri balaji public school varbali nagaour
Raj.uch pra. Vidya. Purohito ki dhani makrana
Sri sevewar sec c school jasuri

Raj. Balika madh. Vidyaleh jasuri nagaour
Raj kabara uch madh vidh jasuri
Bright sun satbr jasuri
Raj uch pra vidya jasuri road makrana
Madarsa anjuman uch madh vidyaleh makrana
Nobel public school makrana
Raj uch madh vidh vorabad nagaour
Gandhi madh shikshan sansthan boravad nagaour
Rana public sec school ganesh dungri vodabad
Danial maya school
Sarvodaya College of Nursing
Pratibha shikshan sansthan
Smt Rukma devi G.B.S.S.
Veer teja shikshan sansthan
Saraswati bal niketan
Aadarsh bal nikaten
G.p.s
U.p. school
Sadabahar public school
Saraswati public school
G.s.s. school
Gps
Madarsa school
Gss
Gramoday vidhya peth
Chaudhary public sr sec school
Dr. Coaching inst
Gramoday vidhya peth
Chaudhary public sr sec school
Lal bahadur sr sec school
Gurukul shiksha sansthan
Sri Lucky Sr Sec school
Jai hind shikshan sansthan
Govt. Darak balika upper primary
Swami Vivekanand upper primary school
Jai Kishan Computer center
Sri Lucky Sr Sec school

Bhagwati UPS
Veer teja college
Sher awari sr sec school
Kasturba gandhi balika
Success iti center
Pravesika Madhamik Sanskrit school
Shivam computers
Jai hind middle school
Saraswati pustkalaya
R.K. Inst of Technology
Pravesika Madhamik Sanskrit school
Shivam computers
Tagor pub school
Shiv Bhakti sansthan
Marudhara ITI
Sanskar school
Maharsi gautam classes
Indian sec school
Vijay bal vidhya nikaten
Laxmi bal niketan
Majdoor prasikshan sansthan
Marwar Shikshan sansthan
Govt. Sec. Sch. Aakeli 'a' merta city
Govt. Sr. Sec. Sch. Merta city merta city
Govt. Sr. Sec. Sch., ren merta city
Govt. Girls sr. Sec. Sch. Merta city merta city
Govt. Sr. Sec. Sch., merta road merta city
Govt. Sec. Sch. No. 1, merta city merta city
Govt. Sec. Sch. Mokala merta city
G.U.P.S. Dholerav Kalan Merta City
Ahmadiya Sec. Sch. Merta City Merta City
Meera Bal Mandir, Merta City Merta City
Govt. Sr. Sec. Sch. Gotan Merta City
Govt. Sr. Sec. Sch. Dangawas Merta City
Govt. Girls Sr. Sec. Sch. Merta Road Merta C
Govt. Girls Sec. Sch. Gotan Merta City
Marudhar Defence Sch. Merta City Merta City
Raj Public Sch. Gotan Merta City

Govt. Sec. Sch. Harsolav Merta City
Govt. Sec. Sch. Lambajatan Merta City
Govt. Sec. Sch. Gangtana Merta City
Govt. Sec. Sch. Liliya Merta City
Govt. Sec. Sch. Motra Merta City
G.U.P.S., Dhandhwas Merta City
G.U.P.S., Mutiyasani Merta City
G.U.P.S., Gathiya Merta City
G.U.P.S., Dukiya Merta City
Adarsh Bal Sec. Sch. Ren Merta City
Govt. Sec. Sch. Chak Dhani Merta City
Govt. Sec. Sch. Aasarwa Makrana
Samrat Sec. Sch. Makrana Makrana
G.U.P.S. Bagichi Luharpura, Makrana Makrana
Govt. Sec. Sch. No.1, Makrana Makrana
Govt. Sec. Sch. Billu Makrana
Govt. Sec. Sch. Chavandiya Makrana
Govt. Sec. Sch. Jusri Makrana
Govt. Girls Sr. Sec. Sch., Makrana Makrana
Govt. Sr. Sec. Sch. Jakhli Makrana
Govt. Sec. Sch., Bhinchava Makrana
Govt. Sec. Sch. Barvali Makrana
Govt. Sec. Sch., Gunavali Makrana
G.U.P.S., Safed Badi Makrana
G.U.P.S., Jusariya Makrana
Govt. Sec. Sch., Mored Makrana
Govt. Sec. Sch., Gaguda Nagor
L.B.S. Sec. Sch., Nagor Nagor
Govt. Sec. Sch., Jodhiyasi Nagor
Govt. Sec. Sch., Jhadisra Nagor
Govt. Girls Sr. Sec. Sch. Ginani, Nagor Nagor
Govt. Sr. Sec. Sch., Oontwalia Nagor
Govt. Sr. Sec. Sch., Karnu Nagor
Govt. Girls Sr. Sec. Sch., Nagor Nagor
Govt. Sec. Sch., Panchori Nagor
Govt. Sr. Sec. Sch., Chanwadia Nagor
U.P.S. Amarpura Nagor
Govt. Sr. Sec. Sch., Nagor Nagor

Vishnu Bal Sec. Sch., Nagor Nagor
Govt. Sec. Sch., Gogelav Nagor
Govt. Sec. Sch., Sadokan Nagor
Govt. Sr. Sec. Sch., Deh Nagor
Hind Public Sch. Nagor Nagor
G.U.P.S. Nimbola Golai Nagor
G.U.P.S. Kumhari Nagor
Shri Jain Suri Sr. Sec. Sch. Nagor Nagor
G.U.P.S. Jhorda Nagor
Tegore Public Sch. Nagor Nagor
Govt. Sec. Sch. Seengad Nagor
Govt. Sr. Sec. Sch. Alaay Nagor
Govt. Girls Sec. Sch., Alaay Nagor
G.U.P.S. No. 5, Alaay Nagor
Govt. Sr. Sec. Sch., Guda Bhagwandas Nagor
G.U.P.S. Guda No.2, Bhagwandas Nagor
G.U.P.S., Sutharo Ki Dhani Nagor
Govt. Sr. Sec. Sch. Jayal
Govt. Sec. Sch. Chhajoli Jayal
Tegore Public Sch. Jayal Jayal
Govt. Sr. Sec. Sch. Role Jayal
Govt. Sr. Sec. Sch. Kamedia Jayal
Rajasthan Public Sch. Jayal
Govt. Sec. Sch. Pindiya Jayal
Govt. Sec. Sch. Unchaeeda Jayal
Govt. Sec. Sch. Khiyenla Jayal
Tagore International School
St Anselm's School
St Anselm's School
Jawahar Navodaya Vidyalaya
New Montessori Public School
Noble Sr. Sec. School
Raj Shiksha Sansthan
Rajasthan Shikshan Sansthan
Rajeev Gandhi Memorial School
Rana Bai Public Sec. School
Rajkiya Balika Sr. Sec. School

Rajkiya Sr. Sec. School
Rana International School
Rana Public School
Santosh Adarsh Sr. Sec. School
Seth Kishan Lal Kankaria Govt
Sharda Bal Niketan
Sharda Bal Niketan
Sharda Balika Niketan
Shree Rana Bai Senior Sec School Manglana Road
Shree Vijyanand Suri Sr. Sec. School
St. Anselm's School
St. Paul's School
Saraswati Bal Mandir Shikshan Sansthan
Saraswati Bal Vidhya Mandir
S D S Girls Sec. School
Seth S M B Govt. Girls Sr. Sec School
Shree Digamber Jain Sec. School
Shree Falodi Parashavnath Sec. School
Shaheed Bhagat Singh Memorial School
Sharda Sr. Sec. School
Shekhawati Shiksha Niketan
Shishu Niketan School
Shree Jai Hind Vidhya Niketan
Shree Gurukul Vidhya Peeth
Shubham Public Sec. School
S M Banuda Ss
St. Xeviours' Sec. School
Tagore Public Sec. School
Tagore Shikshan Sansthan
Tagore Central Sec. School
Veer Teja Public School
Vimal Vidya Vihar
Veer Teja Sr. Sec. School
Vidhya Bharti Shiksha Sadan
Paramsant sadguru vishudanand primary school
Govt. Primary school rathodi kua
Govt. Sec. School rathodi kua
Mahatma gandhi sec. School nagaur

Sarda bal niketan sec. School
Suprim public sec. School
Govt. Sec. Primary school
Adarsh vidha niketan sec. School
Sri mahershi janardhan sec. School
Pairades public sikshan santhan sec. Public school
Naganeshtha computer & internet centre nagaur
V.p. nursing centre
Sri pooja computers & college
Sandeep computer centre
Liyo kids
Sanskar academy
C.t. computer institute nagaur
Sent aslam school
Deniyal mayo school nagaur
Sarda bal school nagaur
Victoriya public school nagaur
Krish computer centre nagaur
Sent asalam contact school nagaur
Nehru bal vidha mandir nagaur
Adarsh vidha mandir
Brightland public school
Suryoday secondary school
Lbs se.sec. School
Gyan classes
Harsh koching centre
Govt. Primary school

Annexure 2

Field Investigator Name:..... Date:
 Place:

Checklist I for Survey on Section 4

PART- I: INFORMATION ABOUT LOCATION/PUBLIC PLACE

1. Name of the District:	
2. Name of the Block:	
3. Name of the Public place:	
4. Address :	
5. Type of Public place (Please Mark √)	<input type="checkbox"/> Category 1: Accommodation facilities such as lodge/hotel/rest house/sarai
	<input type="checkbox"/> Category 2: Eateries such as Restaurant/bars/dhaba/ tea stall/Ahata
	<input type="checkbox"/> Category 3: Educational establishments
	<input type="checkbox"/> Category 4: Offices (Government/office)
	<input type="checkbox"/> Category 5: Health care facility (Govt./Pvt.)
	<input type="checkbox"/> Category 6: Bus stand/taxi stand/ rain shelter/mall/market/cinema ghar/amusement park/museum/water parks
	<input type="checkbox"/> Category 7: Public transport: bus/taxi/maxi cab/three wheeler
6. Date of visit:	/ /2014
7. Time of visiting the Public place (Please Mark√)	
	<input type="checkbox"/> 9:00 am-1:00 pm
	<input type="checkbox"/> 1:00 pm-3:00 pm
	<input type="checkbox"/> 3:00 pm-5:00 pm
	<input type="checkbox"/> 5:00 pm-7:00 pm
	<input type="checkbox"/> 7:00 pm-9:00 pm
8. Name of Field Investigator	1..... 2.....

PART-II: OBSERVATION INFORMATION

1. Whether “No smoking signage” is displayed?	<input type="checkbox"/> YES	<input type="checkbox"/> NO	<input type="checkbox"/> NA
1.1 If yes, whether signages are displayed at entrance and other conspicuous places?	<input type="checkbox"/> YES	<input type="checkbox"/> NO	<input type="checkbox"/> NA
1.2 If yes, whether signages are as per the specification of COTPA-2003 in size, text and design?	<input type="checkbox"/> YES	<input type="checkbox"/> NO	<input type="checkbox"/> NA
1.3 If yes, whether contact details of reporting person written?	<input type="checkbox"/> YES	<input type="checkbox"/> NO	<input type="checkbox"/> NA
2. Whether someone is found smoking at the time of visit?	<input type="checkbox"/> YES		<input type="checkbox"/> NO
3. Whether the smoking aids such as ashtrays, matchboxes and lighters etc. are visible?	<input type="checkbox"/> YES		<input type="checkbox"/> NO
4. Whether someone has done smoking recently in this public place- as evident from the smell?	<input type="checkbox"/> YES		<input type="checkbox"/> NO
5. Whether some cigarettes butts or <i>bidī</i> stubs/ash are found?	<input type="checkbox"/> YES		<input type="checkbox"/> NO
Next questions only applicable to three categories 1. Accommodation facility 2. Eateries 3. Airport			
6. Whether any Smoking zone/space/area is designated for the smokers in the hotel/ restaurant/airport?	<input type="checkbox"/> YES	<input type="checkbox"/> NO	<input type="checkbox"/> NA
6.1 If yes, what is the sitting/accommodation capacity of a restaurant/hotel.....			
6.2 If yes, whether smoking area/zone/ space is as per specification of the act (location/built/exhaust to outside/automatic closing door etc.)?	<input type="checkbox"/> YES	<input type="checkbox"/> NO	<input type="checkbox"/> NA
6.3 If yes, whether this smoking area/space/zone is used only for the purposes of smoking and no service(s) are allowed therein.	<input type="checkbox"/> YES	<input type="checkbox"/> NO	<input type="checkbox"/> NA
Next question only applicable to one category (Accommodation facility)			
7. Whether designated smoking rooms are available in an accommodation facility.	<input type="checkbox"/> YES		<input type="checkbox"/> NO
7.1 If yes, what is total number of rooms in an accommodation facility.....			

Annexure 3

Checklist II for Survey on Section 6 (b)

Part I: Background Checklist

State/ District Name			
Name and address of an educational institute			
Whether institute is in government or private sector (Please tick✓)	<input type="checkbox"/> Government sector <input type="checkbox"/> Private sector		
Category of educational institute (Please tick✓)	<input type="checkbox"/> Primary school (Up to 5 th) <input type="checkbox"/> Middle school (Up to 8 th) <input type="checkbox"/> High school (Up to 10 th) <input type="checkbox"/> Senior secondary school (Up to 12 th) <input type="checkbox"/> Degree college <input type="checkbox"/> University	<input type="checkbox"/> University study centers <input type="checkbox"/> Medical college <input type="checkbox"/> Engineering college <input type="checkbox"/> Education college <input type="checkbox"/> Computer education center <input type="checkbox"/> Others (Please specify)	
Total no. of students studying in the institute			
Total no. of staff (both teaching and non-teaching) working in the institute			
Time of visit			

Part II: Observation checklist

Sl. No	Indicators	Observation Yes / No Please mark (✓)		
1.	Display of signage as mandated in the law-section 6 (b) of COTPA	<input type="checkbox"/> Yes		<input type="checkbox"/> No
	If yes, whether it is as per the specification mandated by law			
	1.1 Text is as per law	<input type="checkbox"/> Yes	<input type="checkbox"/> No	<input type="checkbox"/> NA
	1.2 Background colour of the board is White	<input type="checkbox"/> Yes	<input type="checkbox"/> No	<input type="checkbox"/> NA
2.	Sale of tobacco products inside the campus	<input type="checkbox"/> Yes		<input type="checkbox"/> No
	2.1 If yes, please mention the total no. of PoS		
	2.2 If yes, please mention the type and number of PoS	<input type="checkbox"/> No of permanent shop/kiosk: <input type="checkbox"/> Temporary/movable kiosk: <input type="checkbox"/> NA		
3.	Sale of tobacco products within 100 yards of radial distance from the institute's main gate or boundary	<input type="checkbox"/> Yes		<input type="checkbox"/> No
	3.1 If Yes, please mention the total no. of PoS		
	3.2 If yes, please mention the type and number of PoS	<input type="checkbox"/> No of Permanent shop: <input type="checkbox"/> Temporary/movable kiosk: <input type="checkbox"/> NA		

Annexure 4

Checklist III for Survey on Section 6(a), Section 5, and Section 7, 8 & 9

Part 1: Background Information

District/ Block Name			
Complete address			
Type of the shop (Please tick ✓)	<input type="checkbox"/> Temporary /movable kiosk		<input type="checkbox"/> Permanent/fixed shop
Type of the shop (Business) (Please tick ✓)	<input type="checkbox"/> Exclusive tobacco shop	<input type="checkbox"/> <u>Mainly tobacco shop</u> but also sells other things	<input type="checkbox"/> Tobacco sale is not a major business
Date of observation	<i>DD/MM/YYYY</i>		
Name of the investigator			

Part-2 Observation Information for Section 6 (a)

Sl. No	Indicator	Observation (Yes / No/NA) Please mark (✓)		
1	Display of signage as mandated in law - 6 (a) of COTPA	<input type="checkbox"/> Yes	<input type="checkbox"/> No	
1.1	If yes, whether placed at prominent place/clearly visible	<input type="checkbox"/> Yes	<input type="checkbox"/> No	<input type="checkbox"/> NA
1.2	If yes, whether as per specification of law			
	<i>i. Size i.e. 30cms x 60cms</i>	<input type="checkbox"/> Yes	<input type="checkbox"/> No	<input type="checkbox"/> NA
	<i>ii. Indian Language</i>	<input type="checkbox"/> Yes	<input type="checkbox"/> No	<input type="checkbox"/> NA
	<i>iii. Size of picture area (50% of the board)</i>	<input type="checkbox"/> Yes	<input type="checkbox"/> No	<input type="checkbox"/> NA
	<i>iv. Size of text Size (50% of the board)</i>	<input type="checkbox"/> Yes	<input type="checkbox"/> No	<input type="checkbox"/> NA
	<i>v. Text as per law</i>	<input type="checkbox"/> Yes	<input type="checkbox"/> No	<input type="checkbox"/> NA
2	Sale of tobacco products by a minor	<input type="checkbox"/> Yes	<input type="checkbox"/> No	
3	Sale of tobacco products to the minors	<input type="checkbox"/> Yes	<input type="checkbox"/> No	
4	Whether vendors enquire or see age-proof in under-age/youth (<i>borderline case</i>)	<input type="checkbox"/> Yes	<input type="checkbox"/> No	
5	Tobacco products are prominently displayed and visible	<input type="checkbox"/> Yes	<input type="checkbox"/> No	
6	Tobacco products are easily accessible to	<input type="checkbox"/> Yes	<input type="checkbox"/> No	

	minors		
7	Tobacco products are sold through vending machines	<input type="checkbox"/> Yes	<input type="checkbox"/> No

Part 3: Observational Information for Section 5 (PoS)

Sr. No.	Parameter of evaluation	Observation (Yes / No/NA)		
		Please mark (✓)		
1.	Whether tobacco products advertisements are present at the PoS?	<input type="checkbox"/> Yes	<input type="checkbox"/> No	
1.1	If yes, what kind of advertisements			
	1.1.1 Boards	<input type="checkbox"/> Yes	<input type="checkbox"/> No	<input type="checkbox"/> NA
	1.1.2 Posters	<input type="checkbox"/> Yes	<input type="checkbox"/> No	<input type="checkbox"/> NA
	1.1.3.Banners	<input type="checkbox"/> Yes	<input type="checkbox"/> No	<input type="checkbox"/> NA
	1.1.4 Stickers	<input type="checkbox"/> Yes	<input type="checkbox"/> No	<input type="checkbox"/> NA
	1.1.5 LCD/video screening	<input type="checkbox"/> Yes	<input type="checkbox"/> No	<input type="checkbox"/> NA
	1.1.6 Dangles	<input type="checkbox"/> Yes	<input type="checkbox"/> No	<input type="checkbox"/> NA
	1.1.7 Promotional gifts/offers	<input type="checkbox"/> Yes	<input type="checkbox"/> No	<input type="checkbox"/> NA
	1.1.8 Products showcases	<input type="checkbox"/> Yes	<input type="checkbox"/> No	<input type="checkbox"/> NA
	1.1.9 Any others (please describe)			
2.1	If an advertisement board is displayed, whether its size exceeds 60X45 cm	<input type="checkbox"/> Yes	<input type="checkbox"/> No	<input type="checkbox"/> NA
2.2	Number of advertisement boards at the PoSplease write		
2.3	Whether advertisement board is illuminated or back lit	<input type="checkbox"/> Yes	<input type="checkbox"/> No	<input type="checkbox"/> NA
2.4	Whether advertisement board displays brand packshot or brand name of tobacco products	<input type="checkbox"/> Yes	<input type="checkbox"/> No	<input type="checkbox"/> NA
2.5	Whether advertisement board shows any promotional message or picture	<input type="checkbox"/> Yes	<input type="checkbox"/> No	<input type="checkbox"/> NA
2.6	Whether the particular colour and layout and or presentation is used in an advertisement board that is associated to particular tobacco products	<input type="checkbox"/> Yes	<input type="checkbox"/> No	<input type="checkbox"/> NA
2.7	Whether, besides the boards, advertisements are extended to full body of PoS	<input type="checkbox"/> Yes	<input type="checkbox"/> No	<input type="checkbox"/> NA

3.1	Whether advertisement board displays a health warning	<input type="checkbox"/> Yes	<input type="checkbox"/> No	<input type="checkbox"/> NA
3.2	Whether health warning is in white background with black letters	<input type="checkbox"/> Yes	<input type="checkbox"/> No	<input type="checkbox"/> NA
3.3	Whether size of health warning is more than 20 X 15 cm	<input type="checkbox"/> Yes	<input type="checkbox"/> No	<input type="checkbox"/> NA
3.4	Whether health warning is on uppermost portion of a board	<input type="checkbox"/> Yes	<input type="checkbox"/> No	<input type="checkbox"/> NA
3.5	Whether health warning is written in any local Indian language (as applicable)	<input type="checkbox"/> Yes	<input type="checkbox"/> No	<input type="checkbox"/> NA
4.	Whether tobacco products are sold by a vending machines	<input type="checkbox"/> Yes	<input type="checkbox"/> No	<input type="checkbox"/> NA
5.	Whether display of tobacco products is visible to minors	<input type="checkbox"/> Yes	<input type="checkbox"/> No	<input type="checkbox"/> NA
6.	Tobacco products are sold by minors	<input type="checkbox"/> Yes	<input type="checkbox"/> No	<input type="checkbox"/> NA

Annexure 5
PHOTOGRAPHS













